

HIGHWAY DEPARTMENT
345 ANAWAN STREET, REHOBOTH MA 02769
Tel: (508) 252-3912 – Fax: (508) 252-3421
mcostello@town.rehoboth.ma.us

Annual Bids Checklist:

1. Signed Certificate of Non-Collusion & Tax Compliance Form
2. Corporate Vote
3. Official Bid Form or Bidder's Letterhead
4. Bid Bond or Certified Check
5. Notice to Awarding Authorities Form
6. Weekly Payroll Records Report
7. Payroll Report Form

All Bids to be mailed to:

Town of Rehoboth
148 Peck St.
Rehoboth, Ma 02769

Bids will be opened publicly on June 13, 2018 10:00 am in the Selectman's Office.

WEEKLY PAYROLL RECORDS REPORT & STATEMENT OF COMPLIANCE

In accordance with Massachusetts General Law c149, section 27B, a true and accurate record must be kept of all persons employed on the public works construction project for which the enclosed rates have been provided. The *Weekly Payroll Report Form* includes all the information required to be kept by law. Every contractor or subcontractor is required to keep these records and preserve them for a period of three years from the date of completion of the project.

In addition, every contractor and subcontractor is required to submit a copy of their weekly payroll records to the awarding authority. This is required to be done on a weekly basis. Once collected, the awarding authority is also required to preserve those records for three years.

In addition, each such contractor, subcontractor or public body shall furnish to the Executive Office of Labor within fifteen days after completion of its portion of the work a statement, executed by the contractor, subcontractor or public body who supervises the payment of wages, in the following form:

STATEMENT OF COMPLIANCE	
Date: ____ / ____ / 20__	
I, _____,	_____
(Name of signatory party)	(Title)
do hereby state:	
That I pay or supervise the payment of the persons employed by	
_____	_____
(Contractor, subcontractor or public body)	(Building or project)
and that all mechanics and apprentices, teamsters, chauffeurs and laborers employed on said project have been paid in accordance with wages determined under the provisions of sections twenty-six and twenty-seven of chapter one hundred and forty nine of the General Laws.	
Signature _____	
Title _____	

MASSACHUSETTS WEEKLY CERTIFIED PAYROLL REPORT FORM



Company's Name:		Address:		Phone No.:		Payroll No.:												
Employer's Signature:		Title:		Contract No.:		Work Week Ending:												
Awarding Authority's Name:		Public Works Project Name:		Public Works Project Location:		Min. Wage Rate Sheet No.												
General / Prime Contractor's Name:		Subcontractor's Name:		"Employer" Hourly Fringe Benefit Contributions														
Employee Name & Complete Address	Employee is OSHA 10 Certified (?)	Work Classification:	Appr. Rate (%)	Hours							Hourly Base Wage (B)	Health & Welfare Insurance (C)	ERISA Pension Plan (D)	Supp. Unemp. (E)	Total Hourly Prev. Wage (F)	Project Gross Wages (G)	Total Gross Wages (H)	
				Su.	Mo.	Tu.	We.	Th.	Fr.	Sa.								All Other Hours
	<input type="checkbox"/>																	
	<input type="checkbox"/>																	
	<input type="checkbox"/>																	
	<input type="checkbox"/>																	
	<input type="checkbox"/>																	
	<input type="checkbox"/>																	
	<input type="checkbox"/>																	

NOTE: Pursuant to MGL Ch. 149 s.27B, every contractor and subcontractor is required to submit a "true and accurate" copy of their weekly payroll records directly to the awarding authority. Failure to comply may result in the commencement of a criminal action or the issuance of a civil citation.

Date received by awarding authority _____ / _____ / _____

Section VII Non-Collusion & Tax Compliance Form

View Section VII for information about the Non-Collusion and Tax Compliance forms that are required from your bidders.

Persons submitting a bid or proposals to provide supplies or services to your jurisdiction, or to purchase supplies from your jurisdiction, must submit a certification of non-collusion and tax compliance. It is a good idea to include these forms in your IFB. The certificate of non-collusion must be submitted with the bid.

CERTIFICATE OF NON-COLLUSION

The undersigned certifies under pressure of perjury that this bid has been made and submitted in good faith and without collusion or fraud with any other person. As used in this certification, the word "person" shall mean any natural person, business, partnership, corporation, union, committee, club, or other organization, entity, or group of individuals.

Signature of individual submitting bid or proposal

Name of business

TAX COMPLIANCE CERTIFICATION

Pursuant to M.G.L. c. 62C, {49A, I certify under the penalties of perjury that, to the best of my knowledge and belief, I am in compliance with all laws of the Commonwealth relating to taxes, reporting of employees and contractors, and withholding and remitting child support.

Signature of person submitting bid or proposal

Name of business

Notice to Awarding Authorities

The Massachusetts Prevailing Wage Law


M.G.L. c. 149, §§26-27

NOTICE TO AWARDING AUTHORITIES

- The enclosed wage schedule applies only to the specific project listed at the top of the schedule, and these rates will remain in effect for the duration of the project, except in the case of multi-year projects. For projects lasting longer than one year, awarding authorities must request updated rates.
- You should request an updated wage schedule from the Department of Labor Standards if you have not opened bids or selected a contractor within 90 days of the date of issuance of the enclosed wage schedule.
- The wage schedule shall be incorporated in any advertisement or call for bids for the project for which it has been issued.
- Once a contractor has been selected by the awarding authority, the wage schedule shall be made a part of the contract for that project.

NOTICE TO CONTRACTORS

- The enclosed wage schedule must be posted in a conspicuous place at the work site during the life of the project.
- The wages listed on the enclosed wage schedule must be paid to employees on public works projects regardless of whether they are employed by the prime contractor, a filed sub-bidder, or any sub-contractor.
- The enclosed wage schedule applies to all phases of the project, including the final clean-up. Contractors whose only role is to perform final clean-up must pay their employees according to this wage schedule.
- All apprentices must be registered with the Massachusetts Division of Apprenticeship Standards (DAS) in order to be paid at the lower apprentice rates. All apprentices must keep his/her apprentice identification card on his/her person during all work hours. If a worker is not registered with DAS, they must be paid the "total rate" listed on the wage schedule regardless of experience or skill level. For further information, please call 617-626-5409, or write to: DAS, 19 Staniford Street, 1st Floor, P.O. Box 146759, Boston, MA 02114.



HIGHWAY DEPARTMENT
345 ANAWAN STREET, REHOBOTH MA 02769
Tel: (508) 252-3912 – Fax: (508) 252-3421
mcostello@town.rehoboth.ma.us

INVITATION TO BID: CRACK SEALING

The Town of Rehoboth will receive Bid Proposals on the following items:

FIBER REINFORCED CRACK SEALING

Bid units shall be by the gallon and quotations shall be for the price in place. Exact amounts to be ordered as needed.


Said items shall meet Massachusetts Department of Public Works Standard Specifications and Regulations. Current Liability and Workmen's Compensation required. Certificate of Insurance will be required upon awarding of the bid.

Please submit bids with security in the amount of a 5% bid bond or a 5% certified check based on the amount of \$50,000.00 for the fiscal year 2019. Those bids not accompanied by the 5% bid bond or the 5% certified check will not be accepted. Please include corporate vote if applicable.

Bidders to meet minimum wage rates, as determined, by the Department of Labor and Industries, under the Provisions of the Massachusetts General Laws, Chapter 149, Section 26 to 27D.

Bids shall be submitted on Bidder's Own Letterhead and signed by an Official of the Company or Corporation. Please submit bid proposals in sealed envelopes marked "Crack Sealing" to the Selectmen's Office, 148R Peck Street, Rehoboth, Ma. 02769. Bidder prices shall be firm from July 1, 2018 through June 30, 2019.

The Board of Selectmen reserves the right to reject any and all bids should they deem it not to be the best value for the Town.



HIGHWAY DEPARTMENT
345 ANAWAN STREET, REHOBOTH MA 02769
Tel: (508) 252-3912 – Fax: (508) 252-3421
mcostello@town.rehoboth.ma.us

INVITATION TO BID: EQUIPMENT RENTAL AND OPERATOR

The Town of Rehoboth will receive Bid Proposals on the following items:

EQUIPMENT RENTAL AND OPERATOR

Sweeper/Catch Basin Cleaner/Vac Truck w/Jetting/Asphalt Grinding

Bids shall be on an hourly basis to be used for various road programs, maintenance and construction operations.

Current Liability and Workmen's Compensation required. The successful bidder shall submit a certificate of insurance to the Town of Rehoboth with the following minimum coverage: Liability- \$500,000 to one million dollars, including XCU-products completed operations coverage and broad form property damage.

Please submit bids with security in the amount of a 5% bid bond or a 5% certified check based on the amount of \$25,000.00 for the fiscal year 2019. Those bids not accompanied by the 5% bid bond or the 5% certified check will not be accepted. Please include corporate vote if applicable.

Bidders to meet minimum wage rates, as determined, by the Department of Labor and Industries, under the Provisions of the Massachusetts General Laws, Chapter 149. Section 26 to 27D.

Bids shall be submitted on Bidder's Own Letterhead and signed by an Official of the Company or Corporation. Please submit bid proposals in sealed envelopes marked "Equipment Rental and Operator Bid" to the Selectmen's Office, 148R Peck Street, Rehoboth, Ma. 02769. Bidder prices shall be firm from July 1, 2018 through June 30, 2019.

The Board of Selectmen reserves the right to reject any and all bids should they deem it not to be the best value for the Town.

(2) Rental time shall start on the job site. No other charges shall be levied other than the bid price per hour.


(3) Bidder shall state make, model, year and size of the machines being offered for rental and their condition.

(4) All work being performed with the rental equipment shall be directed by personnel of the Rehoboth Highway Department.

(5) Daily rental slips shall be issued each day showing the start time and finish time. Only those hours shown on the daily slips shall be invoiced to the Town of Rehoboth.

(6) Bidder shall state availability of equipment and advance notification time needed, hours or days.

(7) A list of cities/towns contracted with must be submitted with the bid along with years of experience.



HIGHWAY DEPARTMENT
345 ANAWAN STREET, REHOBOTH MA 02769
Tel: (508) 252-3912 – Fax: (508) 252-3421
mcostello@town.rehoboth.ma.us

INVITATION TO BID: SAFETY LINE PAINTING

The Town of Rehoboth will receive Bid Proposals on the following items:

SAFETY LINE PAINTING:

1. Water based paint (with or without reflective glass beads)
2. Chlorinated rubber based paint (with or without reflective glass beads)
3. Epoxy paint
4. Thermoplastic

Bids shall include pavement markings for edge line striping per mile and centerline striping per mile. Bids shall contain both single and double line striping options.


Said items shall meet Massachusetts Department of Public Works Standard Specifications and Regulations. Current Liability and Workmen's Compensation required. Certificate of Insurance will be required upon awarding of the bid.

Please submit bids with security in the amount of a 5% bid bond or a 5% certified check based on the amount of \$25,000.00 for the fiscal year 2019. Those bids not accompanied by the 50/0 bid bond or the 5% certified check will not be accepted. Please include corporate vote if applicable.

Bidders to meet minimum wage rates, as determined, by the Department of Labor and Industries, under the Provisions of the Massachusetts General Laws, Chapter 149. Section 26to 2

Bids shall be submitted on Bidder's Own Letterhead and signed by an Official of the Company or Corporation. Please submit bid proposals in sealed envelopes marked "**Safety Line Painting**" to the Selectmen's Office, 148R Peck Street, Rehoboth, Ma. 02769. Bidder prices shall be firm from July 1, 2018 through June 30, 2019.

The Board of Selectmen reserves the right to reject any and all bids should they deem it not to be the best value for the Town.



HIGHWAY DEPARTMENT
345 ANAWAN STREET, REHOBOTH MA 02769
Tel: (508) 252-3912 – Fax: (508) 252-3421
mcostello@town.rehoboth.ma.us

INVITATION TO
BID:
**TYPE 1 BITUMINOUS CONCRETE W/TACK COAT & COLD
PATCH**

The Town of Rehoboth will receive Bid Proposals on the following items:

**TYPE 1 BITUMINOUS CONCRETE W/TACK COAT & COLD
PATCH**

Bid units shall be by the ton and quotations shall be for the price at the plant and for "in place". Exact amounts to be ordered as needed.

Said items shall meet Massachusetts Department of Public Works Standard Specifications and Regulations. Current Liability and Workmen's Compensation required. Certificate of Insurance will be required upon awarding of the bid.

Please submit bids with security in the amount of a 5% bid bond or a 5% certified check based on the amount of \$200,000.00 for the fiscal year 2019. Those bids not accompanied by the 5% bid bond or the 5% certified check will not be accepted. Please include corporate vote if applicable.

Bidders to meet minimum wage rates, as determined, by the Department of Labor and Industries, under the Provisions of the Massachusetts General Laws, Chapter 149. Section 26 to 27D.

Bids shall be submitted on bid form enclosed and signed by an Official of the Company or Corporation. Please submit bid proposals in sealed envelopes marked "Type 1 Bituminous Concrete w/ Tack Coat & Cold Patch Bid" to the Selectmen's Office, 148 Peck Street, Rehoboth, Ma 02769.

Bidder prices shall be firm from July 1, 2018 through June 30, 2019.

The Board of Selectmen reserves the right to reject any and all bids should they deem it not to be the best value for the Town. Bids to be open on June 13, 2018 at 10 am.

BID FORM

BID ITEM #1: Type 1 Bituminous Concrete w/ Tack Coat

\$ _____ FOB per Ton

\$ _____ In-Place per Ton

BID ITEM #2: Cold patch

\$ _____ FOB per Ton


\$ _____ Delivered per Ton

Bidder _____

Phone _____

Address _____

Fax _____



HIGHWAY DEPARTMENT
345 ANAWAN STREET, REHOBOTH MA 02769
Tel: (508) 252-3912 – Fax: (508) 252-3421
mcostello@town.rehoboth.ma.us

INVITATION TO BID: STONE CHIP SEALS

The Town of Rehoboth will receive Bid Proposals on the following items:

**3/8" STONE SEAL COAT
DOUBLE STONE CHIP
SEALS RUBBER STONE
SEALS**

Quotations shall be price per square yard in place. Exact amounts to be ordered as needed.

Said items shall meet Massachusetts Department of Public Works Standard Specifications and Regulations. Current Liability and Workmen's Compensation required. Certificate of Insurance will be required upon awarding of the bid.

Please submit bids with security in the amount of a 5% bid bond or a 5% certified check based on the amount of \$200,000.00 for the fiscal year 2019. Those bids not accompanied by the 5% bid bond or the 5% certified check will not be accepted. Please include corporate vote if applicable.

Bidders to meet minimum wage rates, as determined, by the Department of Labor and Industries, under the Provisions of the Massachusetts General Laws, Chapter 149 Section 26to 27D.

Bids shall be submitted on bid form enclosed and signed by an Official of the Company or Corporation. Please submit bid proposals in sealed envelopes marked "Stone Chip Seals Bid" to the Selectmen's Office, 148R Peck Street, Rehoboth, Ma 02769. Bidder prices shall be firm from July 1, 2018 through June 30, 2019.

The Board of Selectmen reserves the right to reject any and all bids should they deem it not to be the best value for the Town.

Bid Form

BID ITEM #1: Treated Stone Seal applied to town prepared roadways.

\$ _____ / SY

BID ITEM #2: Double Stone Seal applied to town prepared roadways.

\$ _____ / SY

BID ITEM #3: 20o/o Asphalt-Rubber Surface Treatment applied to town prepared roadways.

\$ _____ / SY

Bidder: _____


Phone: _____

Address: _____

Fax: _____

Signature & Date: _____

Printed Name & Title: _____



HIGHWAY DEPARTMENT
345 ANAWAN STREET, REHOBOTH MA 02769
Tel: (508) 252-3912 – Fax: (508) 252-3421
mcastello@town.rehoboth.ma.us

INVITATION TO BID: SAND, STONE & GRAVEL

The Town of Rehoboth will receive Bid Proposals on the following items:

WASHED SCREENED SAND
6-8" TRAP ROCK
%" DENSE GRADE GRAVEL
BANK GRAVEL
1/2"-3"
STONE

Bid units shall be by the ton delivered to the Highway Garage or other various locations throughout the Town of Rehoboth. Exact amounts to be ordered as needed. Weighing of sand, gravel or stone shall be done on a certified platform scale or on a completely automated weighing and recording system.


Said items shall meet Massachusetts Department of Public Works Standard Specifications and Regulations. Current Liability and Workmen's Compensation required. Certificate of Insurance will be required upon awarding of the bid.

Please submit bids with security in the amount of a 5% bid bond or a 5% certified check based on the amount of \$25,000.00 for the fiscal year 2019. Those bids not accompanied by the 5% bid bond or the 5% certified check will not be accepted. Please include corporate vote if applicable.

Bidders to meet minimum wage rates, as determined, by the Department of Labor and Industries, under the Provisions of the Massachusetts General Laws, Chapter 149, Section 26 to 27D.

Bids shall be submitted on Bidder's Own Letterhead and signed by an Official of the Company or Corporation. Please submit bid proposals in sealed envelopes marked "**Sand, Stone & Gravel Bid**" to the Selectmen's Office, 148R Peck Street, Rehoboth, Ma. 02769. Bidder prices shall be firm from July 1, 2018 through June 30, 2019.

The Board of Selectmen reserves the right to reject any and all bids should they deem it not to be the best value for the Town.



HIGHWAY DEPARTMENT
345 ANAWAN STREET, REHOBOTH MA 02769
Tel: (508) 252-3912 – Fax: (508) 252-3421
mccostello@town.rehoboth.ma.us

INVITATION TO BID: STEEL BEAM GUARDRAILS

The Town of Rehoboth will receive Bid Proposals on the following items:

STEEL BEAM GUARDRAILS

Bid price shall include price per linear foot to furnish, deliver and install complete in- place new steel beam guardrails.


Said items shall meet Massachusetts Department of Public Works Standard Specifications and Regulations for Roads and Bridges. Current Liability and Workmen's Compensation required. Certificate of Insurance will be required upon awarding of the bid.

Please submit bids with security in the amount of a 5% bid bond or a 5% certified check based on the amount of \$25,000.00 for the fiscal year 2019. Those bids not accompanied by the 5% bid bond or the 5% certified check will not be accepted. Please include corporate vote if applicable.

Bidders to meet minimum wage rates, as determined, by the Department of Labor and Industries, under the Provisions of the Massachusetts General Laws, Chapter 149, Section 26 to 27D.

Bids shall be submitted on Bidder's Own Letterhead and signed by an Official of the Company or Corporation. Please submit bid proposals in sealed envelopes marked "Steel Beam Guardrails" to the Selectmen's Office, 148R Peck Street, Rehoboth, Ma. 02769. Bidder prices shall be firm from July 1, 2018 through June 30, 2019.

The Board of Selectmen reserves the right to reject any and all bids should they deem it not to be the best value for the Town.



HIGHWAY DEPARTMENT
345 ANAWAN STREET, REHOBOTH MA 02769
Tel: (508) 252-3912 – Fax: (508) 252-3421
mcostello@town.rehoboth.ma.us

INVITATION TO BID: Road Salt

The Town of Rehoboth will receive Bid Proposals on the following items:

Road Salt

Bid units shall be by the ton delivered to the Highway Garage or other various locations throughout the Town of Rehoboth. Exact amounts to be ordered as needed. Weighing of Road Salt shall be done on a certified platform scale or on a completely automated weighing and recording system.

Said items shall meet Massachusetts Department of Public Works Standard Specifications and Regulations. Current Liability and Workmen's Compensation required. Certificate of Insurance will be required upon awarding of the bid.

Please submit bids with security in the amount of a 5% bid bond or a 5% certified check based on the amount of \$25,000.00 for the fiscal year 2019. Those bids not accompanied by the 5% bid bond or the 5% certified check will not be accepted. Please include corporate vote if applicable.

Bidders to meet minimum wage rates, as determined, by the Department of Labor and Industries, under the Provisions of the Massachusetts General Laws, Chapter 149, Section 26 to 27D.

Bids shall be submitted on Bidder's Own Letterhead and signed by an Official of the Company or Corporation. Please submit bid proposals in sealed envelopes marked "**Road Salt**" to the Selectmen's Office, 148 Peck Street, Rehoboth, Ma 02769. Bidder prices shall be firm from July 1, 2018 through June 30, 2019.

The Board of Selectmen reserves the right to reject any and all bids should they deem it not to be the best value for the Town.



CHARLES D. BAKER
Governor

KARYN E. POLITO
Lt. Governor

THE COMMONWEALTH OF MASSACHUSETTS
EXECUTIVE OFFICE OF LABOR AND WORKFORCE DEVELOPMENT
DEPARTMENT OF LABOR STANDARDS

Prevailing Wage Rates

As determined by the Director under the provisions of the
Massachusetts General Laws, Chapter 149, Sections 26 to 27H

ROSALIN ACOSTA
Secretary
WILLIAM D MCKINNEY
Director

Awarding Authority: Town of Rehoboth
Contract Number: **City/Town:** REHOBOTH
Description of Work: Annual highway service bids for equipment rental w/operator; sweeper, catch basin cleaner, vac-truck & excavator, street line painting, crack sealing, steel beam guardrails
Job Location: 345 Anawan Street, Rehoboth, MA

Information about Prevailing Wage Schedules for Awarding Authorities and Contractors

- This wage schedule applies only to the specific project referenced at the top of this page and uniquely identified by the "Wage Request Number" on all pages of this schedule.
- An Awarding Authority must request an updated wage schedule from the Department of Labor Standards ("DLS") if it has not opened bids or selected a contractor within 90 days of the date of issuance of the wage schedule. For CM AT RISK projects (bid pursuant to G.L. c.149A), the earlier of: (a) the execution date of the GMP Amendment, or (b) the bid for the first construction scope of work must be within 90-days of the wage schedule issuance date.
- The wage schedule shall be incorporated in any advertisement or call for bids for the project as required by M.G.L. c. 149, § 27. The wage schedule shall be made a part of the contract awarded for the project. The wage schedule must be posted in a conspicuous place at the work site for the life of the project in accordance with M.G.L. c. 149 § 27. The wages listed on the wage schedule must be paid to employees performing construction work on the project whether they are employed by the prime contractor, a filed sub-bidder, or any sub-contractor.
- All apprentices working on the project are required to be registered with the Massachusetts Department of Labor Standards, Division of Apprentice Standards (DLS/DAS). Apprentice must keep his/her apprentice identification card on his/her person during all work hours on the project. An apprentice registered with DAS may be paid the lower apprentice wage rate at the applicable step as provided on the prevailing wage schedule. **Any apprentice not registered with DLS/DAS regardless of whether or not they are registered with any other federal, state, local, or private agency must be paid the journeyworker's rate for the trade.**
- The wage rates will remain in effect for the duration of the project, except in the case of multi-year public construction projects. For construction projects lasting longer than one year, awarding authorities must request an updated wage schedule. Awarding authorities are required to request these updates no later than two weeks before the anniversary of the date the contract was executed by the awarding authority and the general contractor. For multi-year CM AT RISK projects, awarding authority must request an annual update no later than two weeks before the anniversary date, determined as the earlier of: (a) the execution date of the GMP Amendment, or (b) the execution date of the first amendment to permit procurement of construction services. Contractors are required to obtain the wage schedules from awarding authorities, and to pay no less than these rates to covered workers. The annual update requirement is not applicable to 27F "rental of equipment" contracts.
- Every contractor or subcontractor which performs construction work on the project is required to submit weekly payroll reports and a Statement of Compliance directly to the awarding authority by mail or email and keep them on file for three years. Each weekly payroll report must contain: the employee's name, address, occupational classification, hours worked, and wages paid. Do not submit weekly payroll reports to DLS. A sample of a payroll reporting form may be obtained at <http://www.mass.gov/dols/pw>.
- Contractors with questions about the wage rates or classifications included on the wage schedule have an affirmative obligation to inquire with DLS at (617) 626-6953.
- Employees not receiving the prevailing wage rate set forth on the wage schedule may report the violation to the Fair Labor Division of the office of the Attorney General at (617) 727-3465.
- Failure of a contractor or subcontractor to pay the prevailing wage rates listed on the wage schedule to all employees who perform construction work on the project is a violation of the law and subjects the contractor or subcontractor to civil and

Classification	Effective Date	Base Wage	Health	Pension	Supplemental Unemployment	Total Rate
Construction						
(2 AXLE) DRIVER - EQUIPMENT <i>TEAMSTERS JOINT COUNCIL NO. 10 ZONE B</i>	12/01/2016	\$32.15	\$10.91	\$10.89	\$0.00	\$53.95
(3 AXLE) DRIVER - EQUIPMENT <i>TEAMSTERS JOINT COUNCIL NO. 10 ZONE B</i>	12/01/2016	\$32.22	\$10.91	\$10.89	\$0.00	\$54.02
(4 & 5 AXLE) DRIVER - EQUIPMENT <i>TEAMSTERS JOINT COUNCIL NO. 10 ZONE B</i>	12/01/2016	\$32.34	\$10.91	\$10.89	\$0.00	\$54.14
ADS/SUBMERSIBLE PILOT <i>PILE DRIVER LOCAL 56 (ZONE 2)</i>	08/01/2017	\$92.97	\$9.90	\$21.15	\$0.00	\$124.02
	08/01/2018	\$97.80	\$9.90	\$21.15	\$0.00	\$128.85
	08/01/2019	\$102.78	\$9.90	\$21.15	\$0.00	\$133.83
For apprentice rates see "Apprentice- PILE DRIVER"						
AIR TRACK OPERATOR <i>LABORERS - ZONE 2</i>	12/01/2017	\$33.58	\$7.70	\$13.60	\$0.00	\$54.88
	06/01/2018	\$34.42	\$7.70	\$13.60	\$0.00	\$55.72
	12/01/2018	\$35.26	\$7.70	\$13.60	\$0.00	\$56.56
	06/01/2019	\$36.13	\$7.70	\$13.60	\$0.00	\$57.43
	12/01/2019	\$36.99	\$7.70	\$13.60	\$0.00	\$58.29
	06/01/2020	\$37.88	\$7.70	\$13.60	\$0.00	\$59.18
	12/01/2020	\$38.77	\$7.70	\$13.60	\$0.00	\$60.07
	06/01/2021	\$39.69	\$7.70	\$13.60	\$0.00	\$60.99
	12/01/2021	\$40.60	\$7.70	\$13.60	\$0.00	\$61.90
For apprentice rates see "Apprentice- LABORER"						
ASBESTOS WORKER (PIPES & TANKS) <i>HEAT & FROST INSULATORS LOCAL 6 (SOUTHERN MASS)</i>	12/01/2017	\$35.90	\$11.50	\$7.10	\$0.00	\$54.50
	06/01/2018	\$36.90	\$11.50	\$7.10	\$0.00	\$55.50
	12/01/2018	\$37.90	\$11.50	\$7.10	\$0.00	\$56.50
	06/01/2019	\$38.90	\$11.50	\$7.10	\$0.00	\$57.50
	12/01/2019	\$39.90	\$11.50	\$7.10	\$0.00	\$58.50
	06/01/2020	\$40.90	\$11.50	\$7.10	\$0.00	\$59.50
	12/01/2020	\$41.90	\$11.50	\$7.10	\$0.00	\$60.50
ASPHALT RAKER <i>LABORERS - ZONE 2</i>	12/01/2017	\$33.08	\$7.70	\$13.60	\$0.00	\$54.38
	06/01/2018	\$33.92	\$7.70	\$13.60	\$0.00	\$55.22
	12/01/2018	\$34.76	\$7.70	\$13.60	\$0.00	\$56.06
	06/01/2019	\$35.63	\$7.70	\$13.60	\$0.00	\$56.93
	12/01/2019	\$36.49	\$7.70	\$13.60	\$0.00	\$57.79
	06/01/2020	\$37.38	\$7.70	\$13.60	\$0.00	\$58.68
	12/01/2020	\$38.27	\$7.70	\$13.60	\$0.00	\$59.57
	06/01/2021	\$39.19	\$7.70	\$13.60	\$0.00	\$60.49
	12/01/2021	\$40.10	\$7.70	\$13.60	\$0.00	\$61.40
For apprentice rates see "Apprentice- LABORER"						
ASPHALT/CONCRETE/CRUSHER PLANT-ON SITE <i>OPERATING ENGINEERS LOCAL 4</i>	12/01/2017	\$46.63	\$10.50	\$15.50	\$0.00	\$72.63
For apprentice rates see "Apprentice- OPERATING ENGINEERS"						
BACKHOE/FRONT-END LOADER <i>OPERATING ENGINEERS LOCAL 4</i>	12/01/2017	\$46.63	\$10.50	\$15.50	\$0.00	\$72.63
For apprentice rates see "Apprentice- OPERATING ENGINEERS"						

Classification	Effective Date	Base Wage	Health	Pension	Supplemental Unemployment	Total Rate
BARCO-TYPE JUMPING TAMPER LABORERS - ZONE 2	12/01/2017	\$33.08	\$7.70	\$13.60	\$0.00	\$54.38
	06/01/2018	\$33.92	\$7.70	\$13.60	\$0.00	\$55.22
	12/01/2018	\$34.76	\$7.70	\$13.60	\$0.00	\$56.06
	06/01/2019	\$35.63	\$7.70	\$13.60	\$0.00	\$56.93
	12/01/2019	\$36.49	\$7.70	\$13.60	\$0.00	\$57.79
	06/01/2020	\$37.38	\$7.70	\$13.60	\$0.00	\$58.68
	12/01/2020	\$38.27	\$7.70	\$13.60	\$0.00	\$59.57
	06/01/2021	\$39.19	\$7.70	\$13.60	\$0.00	\$60.49
	12/01/2021	\$40.10	\$7.70	\$13.60	\$0.00	\$61.40
For apprentice rates see "Apprentice- LABORER"						
BLOCK PAVER, RAMMER / CURB SETTER LABORERS - ZONE 2	12/01/2017	\$33.58	\$7.70	\$13.60	\$0.00	\$54.88
	06/01/2018	\$34.42	\$7.70	\$13.60	\$0.00	\$55.72
	12/01/2018	\$35.26	\$7.70	\$13.60	\$0.00	\$56.56
	06/01/2019	\$36.13	\$7.70	\$13.60	\$0.00	\$57.43
	12/01/2019	\$36.99	\$7.70	\$13.60	\$0.00	\$58.29
	06/01/2020	\$37.88	\$7.70	\$13.60	\$0.00	\$59.18
	12/01/2020	\$38.77	\$7.70	\$13.60	\$0.00	\$60.07
	06/01/2021	\$39.69	\$7.70	\$13.60	\$0.00	\$60.99
	12/01/2021	\$40.60	\$7.70	\$13.60	\$0.00	\$61.90
For apprentice rates see "Apprentice- LABORER"						
BOILER MAKER BOILERMAKERS LOCAL 29	01/01/2017	\$42.92	\$6.97	\$16.21	\$0.00	\$66.10

Apprentice - BOILERMAKER - Local 29

Effective Date - 01/01/2017

Step	percent	Apprentice Base Wage	Health	Pension	Supplemental Unemployment	Total Rate
1	65	\$27.90	\$6.97	\$10.54	\$0.00	\$45.41
2	65	\$27.90	\$6.97	\$10.54	\$0.00	\$45.41
3	70	\$30.04	\$6.97	\$11.35	\$0.00	\$48.36
4	75	\$32.19	\$6.97	\$12.16	\$0.00	\$51.32
5	80	\$34.34	\$6.97	\$12.97	\$0.00	\$54.28
6	85	\$36.48	\$6.97	\$13.78	\$0.00	\$57.23
7	90	\$38.63	\$6.97	\$14.59	\$0.00	\$60.19
8	95	\$40.77	\$6.97	\$15.40	\$0.00	\$63.14

Notes:

Apprentice to Journeyworker Ratio:1:5

Classification	Effective Date	Base Wage	Health	Pension	Supplemental Unemployment	Total Rate
BRICK/STONE/ARTIFICIAL MASONRY (INCL. MASONRY WATERPROOFING) <i>BRICKLAYERS LOCAL 3 (FOXBORO)</i>	03/01/2018	\$49.96	\$10.75	\$19.43	\$0.00	\$80.14
	08/01/2018	\$51.31	\$10.75	\$19.56	\$0.00	\$81.62
	02/01/2019	\$51.91	\$10.75	\$19.56	\$0.00	\$82.22
	08/01/2019	\$53.26	\$10.75	\$19.70	\$0.00	\$83.71
	02/01/2020	\$53.86	\$10.75	\$19.70	\$0.00	\$84.31
	08/01/2020	\$55.21	\$10.75	\$19.85	\$0.00	\$85.81
	02/01/2021	\$55.81	\$10.75	\$19.85	\$0.00	\$86.41
	08/01/2021	\$57.21	\$10.75	\$20.01	\$0.00	\$87.97
	02/01/2022	\$57.79	\$10.75	\$20.01	\$0.00	\$88.55

Apprentice - BRICK/PLASTER/CEMENT MASON - Local 3 Foxboro

Effective Date - 03/01/2018

Step	percent	Apprentice Base Wage	Health	Pension	Supplemental Unemployment	Total Rate
1	50	\$24.98	\$10.75	\$19.43	\$0.00	\$55.16
2	60	\$29.98	\$10.75	\$19.43	\$0.00	\$60.16
3	70	\$34.97	\$10.75	\$19.43	\$0.00	\$65.15
4	80	\$39.97	\$10.75	\$19.43	\$0.00	\$70.15
5	90	\$44.96	\$10.75	\$19.43	\$0.00	\$75.14

Effective Date - 08/01/2018

Step	percent	Apprentice Base Wage	Health	Pension	Supplemental Unemployment	Total Rate
1	50	\$25.66	\$10.75	\$19.56	\$0.00	\$55.97
2	60	\$30.79	\$10.75	\$19.56	\$0.00	\$61.10
3	70	\$35.92	\$10.75	\$19.56	\$0.00	\$66.23
4	80	\$41.05	\$10.75	\$19.56	\$0.00	\$71.36
5	90	\$46.18	\$10.75	\$19.56	\$0.00	\$76.49

Notes:

Apprentice to Journeyworker Ratio:1:5

BULLDOZER/GRADER/SCRAPER <i>OPERATING ENGINEERS LOCAL 4</i>	12/01/2017	\$46.17	\$10.50	\$15.50	\$0.00	\$72.17
--	------------	---------	---------	---------	--------	---------

For apprentice rates see "Apprentice- OPERATING ENGINEERS"

CAISSON & UNDERPINNING BOTTOM MAN <i>LABORERS - FOUNDATION AND MARINE</i>	12/01/2017	\$38.60	\$7.70	\$14.95	\$0.00	\$61.25
	06/01/2018	\$39.55	\$7.70	\$14.95	\$0.00	\$62.20
	12/01/2018	\$40.50	\$7.70	\$14.95	\$0.00	\$63.15
	06/01/2019	\$41.50	\$7.70	\$14.95	\$0.00	\$64.15
	12/01/2019	\$42.50	\$7.70	\$14.95	\$0.00	\$65.15
	06/01/2020	\$43.49	\$7.70	\$14.95	\$0.00	\$66.14
	12/01/2020	\$44.47	\$7.70	\$14.95	\$0.00	\$67.12
	06/01/2021	\$45.49	\$7.70	\$14.95	\$0.00	\$68.14
	12/01/2021	\$46.50	\$7.70	\$14.95	\$0.00	\$69.15

For apprentice rates see "Apprentice- LABORER"

Classification	Effective Date	Base Wage	Health	Pension	Supplemental Unemployment	Total Rate
CAISSON & UNDERPINNING LABORER <i>LABORERS - FOUNDATION AND MARINE</i>	12/01/2017	\$37.45	\$7.70	\$14.95	\$0.00	\$60.10
	06/01/2018	\$38.40	\$7.70	\$14.95	\$0.00	\$61.05
	12/01/2018	\$39.35	\$7.70	\$14.95	\$0.00	\$62.00
	06/01/2019	\$40.35	\$7.70	\$14.95	\$0.00	\$63.00
	12/01/2019	\$41.35	\$7.70	\$14.95	\$0.00	\$64.00
	06/01/2020	\$42.34	\$7.70	\$14.95	\$0.00	\$64.99
	12/01/2020	\$43.32	\$7.70	\$14.95	\$0.00	\$65.97
	06/01/2021	\$44.34	\$7.70	\$14.95	\$0.00	\$66.99
	12/01/2021	\$45.35	\$7.70	\$14.95	\$0.00	\$68.00
For apprentice rates see "Apprentice- LABORER"						
CAISSON & UNDERPINNING TOP MAN <i>LABORERS - FOUNDATION AND MARINE</i>	12/01/2017	\$37.45	\$7.70	\$14.95	\$0.00	\$60.10
	06/01/2018	\$38.40	\$7.70	\$14.95	\$0.00	\$61.05
	12/01/2018	\$39.35	\$7.70	\$14.95	\$0.00	\$62.00
	06/01/2019	\$40.35	\$7.70	\$14.95	\$0.00	\$63.00
	12/01/2019	\$41.35	\$7.70	\$14.95	\$0.00	\$64.00
	06/01/2020	\$42.34	\$7.70	\$14.95	\$0.00	\$64.99
	12/01/2020	\$43.32	\$7.70	\$14.95	\$0.00	\$65.97
	06/01/2021	\$44.34	\$7.70	\$14.95	\$0.00	\$66.99
	12/01/2021	\$45.35	\$7.70	\$14.95	\$0.00	\$68.00
For apprentice rates see "Apprentice- LABORER"						
CARBIDE CORE DRILL OPERATOR <i>LABORERS - ZONE 2</i>	12/01/2017	\$33.08	\$7.70	\$13.60	\$0.00	\$54.38
	06/01/2018	\$33.92	\$7.70	\$13.60	\$0.00	\$55.22
	12/01/2018	\$34.76	\$7.70	\$13.60	\$0.00	\$56.06
	06/01/2019	\$35.63	\$7.70	\$13.60	\$0.00	\$56.93
	12/01/2019	\$36.49	\$7.70	\$13.60	\$0.00	\$57.79
	06/01/2020	\$37.38	\$7.70	\$13.60	\$0.00	\$58.68
	12/01/2020	\$38.27	\$7.70	\$13.60	\$0.00	\$59.57
	06/01/2021	\$39.19	\$7.70	\$13.60	\$0.00	\$60.49
	12/01/2021	\$40.10	\$7.70	\$13.60	\$0.00	\$61.40
For apprentice rates see "Apprentice- LABORER"						
CARPENTER <i>CARPENTERS -ZONE 2 (Eastern Massachusetts)</i>	03/01/2018	\$40.28	\$9.90	\$17.50	\$0.00	\$67.68
	09/01/2018	\$41.32	\$9.90	\$17.50	\$0.00	\$68.72
	03/01/2019	\$42.35	\$9.90	\$17.50	\$0.00	\$69.75

Classification

Effective Date Base Wage Health Pension Supplemental Unemployment Total Rate

Apprentice - CARPENTER - Zone 2 Eastern MA

Effective Date - 03/01/2018

Step	percent	Apprentice Base Wage	Health	Pension	Supplemental Unemployment	Total Rate
1	50	\$20.14	\$9.90	\$1.73	\$0.00	\$31.77
2	60	\$24.17	\$9.90	\$1.73	\$0.00	\$35.80
3	70	\$28.20	\$9.90	\$12.31	\$0.00	\$50.41
4	75	\$30.21	\$9.90	\$12.31	\$0.00	\$52.42
5	80	\$32.22	\$9.90	\$14.04	\$0.00	\$56.16
6	80	\$32.22	\$9.90	\$14.04	\$0.00	\$56.16
7	90	\$36.25	\$9.90	\$15.77	\$0.00	\$61.92
8	90	\$36.25	\$9.90	\$15.77	\$0.00	\$61.92

Effective Date - 09/01/2018

Step	percent	Apprentice Base Wage	Health	Pension	Supplemental Unemployment	Total Rate
1	50	\$20.66	\$9.90	\$1.73	\$0.00	\$32.29
2	60	\$24.79	\$9.90	\$1.73	\$0.00	\$36.42
3	70	\$28.92	\$9.90	\$12.31	\$0.00	\$51.13
4	75	\$30.99	\$9.90	\$12.31	\$0.00	\$53.20
5	80	\$33.06	\$9.90	\$14.04	\$0.00	\$57.00
6	80	\$33.06	\$9.90	\$14.04	\$0.00	\$57.00
7	90	\$37.19	\$9.90	\$15.77	\$0.00	\$62.86
8	90	\$37.19	\$9.90	\$15.77	\$0.00	\$62.86

Notes:

% Indentured After 10/1/17; 45/45/55/55/70/70/80/80
 Step 1&2 \$29.76/ 3&4 \$35.45/ 5&6 \$52.14/ 7&8 \$57.89

Apprentice to Journeyworker Ratio:1:5

CARPENTER WOOD FRAME	04/01/2018	\$26.67	\$7.07	\$7.86	\$0.00	\$41.60
CARPENTERS -ZONE 2 (Wood Frame)	10/01/2018	\$27.09	\$7.07	\$7.86	\$0.00	\$42.02
	04/01/2019	\$27.52	\$7.07	\$7.86	\$0.00	\$42.45
	10/01/2019	\$27.95	\$7.07	\$7.86	\$0.00	\$42.88

As of 9/1/09 Carpentry work on wood-frame WEATHERIZATION projects shall be paid the WOOD FRAME CARPENTER rate.

Classification

Effective Date Base Wage Health Pension Supplemental Unemployment Total Rate

Apprentice - CARPENTER (Wood Frame) - Zone 2

Effective Date - 04/01/2018

Step	percent	Apprentice Base Wage	Health	Pension	Supplemental Unemployment	Total Rate
1	60	\$16.00	\$7.07	\$0.00	\$0.00	\$23.07
2	60	\$16.00	\$7.07	\$0.00	\$0.00	\$23.07
3	65	\$17.34	\$7.07	\$7.86	\$0.00	\$32.27
4	70	\$18.67	\$7.07	\$7.86	\$0.00	\$33.60
5	75	\$20.00	\$7.07	\$7.86	\$0.00	\$34.93
6	80	\$21.34	\$7.07	\$7.86	\$0.00	\$36.27
7	85	\$22.67	\$7.07	\$7.86	\$0.00	\$37.60
8	90	\$24.00	\$7.07	\$7.86	\$0.00	\$38.93

Effective Date - 10/01/2018

Step	percent	Apprentice Base Wage	Health	Pension	Supplemental Unemployment	Total Rate
1	60	\$16.25	\$7.07	\$0.00	\$0.00	\$23.32
2	60	\$16.25	\$7.07	\$0.00	\$0.00	\$23.32
3	65	\$17.61	\$7.07	\$7.86	\$0.00	\$32.54
4	70	\$18.96	\$7.07	\$7.86	\$0.00	\$33.89
5	75	\$20.32	\$7.07	\$7.86	\$0.00	\$35.25
6	80	\$21.67	\$7.07	\$7.86	\$0.00	\$36.60
7	85	\$23.03	\$7.07	\$7.86	\$0.00	\$37.96
8	90	\$24.38	\$7.07	\$7.86	\$0.00	\$39.31

Notes:
 % Indentured After 10/1/17; 45/45/55/55/70/70/80/80
 Step 1&2 \$19.07/ 3&4 \$26.49/ 5&6 \$33.60/ 7&8 \$36.27

Apprentice to Journeyworker Ratio:1:5

CARPENTER WOOD FRAME (All Other Work) CARPENTERS -ZONE 2 (Wood Frame)	06/01/2016	\$25.32	\$9.80	\$16.82	\$0.00	\$51.94
CEMENT MASONRY/PLASTERING BRICKLAYERS LOCAL 3 (FOXBORO)	01/01/2018	\$41.11	\$12.35	\$22.41	\$0.30	\$76.17
	07/01/2018	\$42.08	\$12.35	\$22.41	\$0.30	\$77.14
	01/01/2019	\$43.26	\$12.35	\$22.41	\$0.30	\$78.32
	07/01/2019	\$44.21	\$12.35	\$22.41	\$0.30	\$79.27
	01/01/2020	\$45.39	\$12.35	\$22.41	\$0.30	\$80.45

Classification

Effective Date Base Wage Health Pension Supplemental Unemployment Total Rate

Apprentice - CEMENT MASONRY/PLASTERING - Foxboro

Effective Date - 01/01/2018

Step	percent	Apprentice Base Wage	Health	Pension	Supplemental Unemployment	Total Rate
1	50	\$20.56	\$12.35	\$15.41	\$0.00	\$48.32
2	60	\$24.67	\$12.35	\$17.41	\$0.30	\$54.73
3	65	\$26.72	\$12.35	\$18.41	\$0.30	\$57.78
4	70	\$28.78	\$12.35	\$19.41	\$0.30	\$60.84
5	75	\$30.83	\$12.35	\$20.41	\$0.30	\$63.89
6	80	\$32.89	\$12.35	\$21.41	\$0.30	\$66.95
7	90	\$37.00	\$12.35	\$22.41	\$0.30	\$72.06

Effective Date - 07/01/2018

Step	percent	Apprentice Base Wage	Health	Pension	Supplemental Unemployment	Total Rate
1	50	\$21.04	\$12.35	\$15.41	\$0.00	\$48.80
2	60	\$25.25	\$12.35	\$17.41	\$0.30	\$55.31
3	65	\$27.35	\$12.35	\$18.41	\$0.30	\$58.41
4	70	\$29.46	\$12.35	\$19.41	\$0.30	\$61.52
5	75	\$31.56	\$12.35	\$20.41	\$0.30	\$64.62
6	80	\$33.66	\$12.35	\$21.41	\$0.30	\$67.72
7	90	\$37.87	\$12.35	\$22.41	\$0.30	\$72.93

Notes:

Steps 3,4 are 500 hrs. All other steps are 1,000 hrs.

Apprentice to Journeyworker Ratio:1:3

CHAIN SAW OPERATOR	12/01/2017	\$33.08	\$7.70	\$13.60	\$0.00	\$54.38
<i>LABORERS - ZONE 2</i>	06/01/2018	\$33.92	\$7.70	\$13.60	\$0.00	\$55.22
	12/01/2018	\$34.76	\$7.70	\$13.60	\$0.00	\$56.06
	06/01/2019	\$35.63	\$7.70	\$13.60	\$0.00	\$56.93
	12/01/2019	\$36.49	\$7.70	\$13.60	\$0.00	\$57.79
	06/01/2020	\$37.38	\$7.70	\$13.60	\$0.00	\$58.68
	12/01/2020	\$38.27	\$7.70	\$13.60	\$0.00	\$59.57
	06/01/2021	\$39.19	\$7.70	\$13.60	\$0.00	\$60.49
	12/01/2021	\$40.10	\$7.70	\$13.60	\$0.00	\$61.40

For apprentice rates see "Apprentice- LABORER"

CLAM SHELLS/SLURRY BUCKETS/HEADING MACHINES	12/01/2017	\$47.63	\$10.50	\$15.50	\$0.00	\$73.63
<i>OPERATING ENGINEERS LOCAL 4</i>						

For apprentice rates see "Apprentice- OPERATING ENGINEERS"

COMPRESSOR OPERATOR	12/01/2017	\$31.80	\$10.50	\$15.50	\$0.00	\$57.80
<i>OPERATING ENGINEERS LOCAL 4</i>						

For apprentice rates see "Apprentice- OPERATING ENGINEERS"

Classification	Effective Date	Base Wage	Health	Pension	Supplemental Unemployment	Total Rate
DELEADER (BRIDGE) PAINTERS LOCAL 35 - ZONE 2	01/01/2018	\$49.66	\$8.10	\$19.55	\$0.00	\$77.31
	07/01/2018	\$50.76	\$8.10	\$19.55	\$0.00	\$78.41
	01/01/2019	\$51.86	\$8.10	\$19.55	\$0.00	\$79.51
	07/01/2019	\$52.96	\$8.10	\$19.55	\$0.00	\$80.61
	01/01/2020	\$54.06	\$8.10	\$19.55	\$0.00	\$81.71
	07/01/2020	\$55.16	\$8.10	\$19.55	\$0.00	\$82.81
	01/01/2021	\$56.26	\$8.10	\$19.55	\$0.00	\$83.91

Apprentice - PAINTER Local 35 - BRIDGES/TANKS

Effective Date - 01/01/2018

Step	percent	Apprentice Base Wage	Health	Pension	Supplemental Unemployment	Total Rate
1	50	\$24.83	\$8.10	\$0.00	\$0.00	\$32.93
2	55	\$27.31	\$8.10	\$5.06	\$0.00	\$40.47
3	60	\$29.80	\$8.10	\$5.52	\$0.00	\$43.42
4	65	\$32.28	\$8.10	\$5.98	\$0.00	\$46.36
5	70	\$34.76	\$8.10	\$16.79	\$0.00	\$59.65
6	75	\$37.25	\$8.10	\$17.25	\$0.00	\$62.60
7	80	\$39.73	\$8.10	\$17.71	\$0.00	\$65.54
8	90	\$44.69	\$8.10	\$18.63	\$0.00	\$71.42

Effective Date - 07/01/2018

Step	percent	Apprentice Base Wage	Health	Pension	Supplemental Unemployment	Total Rate
1	50	\$25.38	\$8.10	\$0.00	\$0.00	\$33.48
2	55	\$27.92	\$8.10	\$5.06	\$0.00	\$41.08
3	60	\$30.46	\$8.10	\$5.52	\$0.00	\$44.08
4	65	\$32.99	\$8.10	\$5.98	\$0.00	\$47.07
5	70	\$35.53	\$8.10	\$16.79	\$0.00	\$60.42
6	75	\$38.07	\$8.10	\$17.25	\$0.00	\$63.42
7	80	\$40.61	\$8.10	\$17.71	\$0.00	\$66.42
8	90	\$45.68	\$8.10	\$18.63	\$0.00	\$72.41

Notes:

Steps are 750 hrs.

Apprentice to Journeyworker Ratio:1:1

DEMO: ADZEMAN LABORERS - ZONE 2	12/01/2017	\$37.65	\$7.70	\$14.75	\$0.00	\$60.10
	06/01/2018	\$38.60	\$7.70	\$14.75	\$0.00	\$61.05
	12/01/2018	\$39.55	\$7.70	\$14.75	\$0.00	\$62.00
	06/01/2019	\$40.55	\$7.70	\$14.75	\$0.00	\$63.00
	12/01/2019	\$41.55	\$7.70	\$14.75	\$0.00	\$64.00

For apprentice rates see "Apprentice- LABORER"

DEMO: BACKHOE/LOADER/HAMMER OPERATOR LABORERS - ZONE 2	12/01/2017	\$38.65	\$7.70	\$14.75	\$0.00	\$61.10
	06/01/2018	\$39.60	\$7.70	\$14.75	\$0.00	\$62.05
	12/01/2018	\$40.55	\$7.70	\$14.75	\$0.00	\$63.00
	06/01/2019	\$41.55	\$7.70	\$14.75	\$0.00	\$64.00
	12/01/2019	\$42.55	\$7.70	\$14.75	\$0.00	\$65.00

Classification	Effective Date	Base Wage	Health	Pension	Supplemental Unemployment	Total Rate
For apprentice rates see "Apprentice- LABORER"						
DEMO: BURNERS <i>LABORERS - ZONE 2</i>	12/01/2017	\$38.40	\$7.70	\$14.75	\$0.00	\$60.85
	06/01/2018	\$39.35	\$7.70	\$14.75	\$0.00	\$61.80
	12/01/2018	\$40.30	\$7.70	\$14.75	\$0.00	\$62.75
	06/01/2019	\$41.30	\$7.70	\$14.75	\$0.00	\$63.75
	12/01/2019	\$42.30	\$7.70	\$14.75	\$0.00	\$64.75
For apprentice rates see "Apprentice- LABORER"						
DEMO: CONCRETE CUTTER/SAWYER <i>LABORERS - ZONE 2</i>	12/01/2017	\$38.65	\$7.70	\$14.75	\$0.00	\$61.10
	06/01/2018	\$39.60	\$7.70	\$14.75	\$0.00	\$62.05
	12/01/2018	\$40.55	\$7.70	\$14.75	\$0.00	\$63.00
	06/01/2019	\$41.55	\$7.70	\$14.75	\$0.00	\$64.00
	12/01/2019	\$42.55	\$7.70	\$14.75	\$0.00	\$65.00
For apprentice rates see "Apprentice- LABORER"						
DEMO: JACKHAMMER OPERATOR <i>LABORERS - ZONE 2</i>	12/01/2017	\$38.40	\$7.70	\$14.75	\$0.00	\$60.85
	06/01/2018	\$39.35	\$7.70	\$14.75	\$0.00	\$61.80
	12/01/2018	\$40.30	\$7.70	\$14.75	\$0.00	\$62.75
	06/01/2019	\$41.30	\$7.70	\$14.75	\$0.00	\$63.75
	12/01/2019	\$42.30	\$7.70	\$14.75	\$0.00	\$64.75
For apprentice rates see "Apprentice- LABORER"						
DEMO: WRECKING LABORER <i>LABORERS - ZONE 2</i>	12/01/2017	\$37.65	\$7.70	\$14.75	\$0.00	\$60.10
	06/01/2018	\$38.60	\$7.70	\$14.75	\$0.00	\$61.05
	12/01/2018	\$39.55	\$7.70	\$14.75	\$0.00	\$62.00
	06/01/2019	\$40.55	\$7.70	\$14.75	\$0.00	\$63.00
	12/01/2019	\$41.55	\$7.70	\$14.75	\$0.00	\$64.00
For apprentice rates see "Apprentice- LABORER"						
DIRECTIONAL DRILL MACHINE OPERATOR <i>OPERATING ENGINEERS LOCAL 4</i>	12/01/2017	\$46.17	\$10.50	\$15.50	\$0.00	\$72.17
For apprentice rates see "Apprentice- OPERATING ENGINEERS"						
DIVER <i>PILE DRIVER LOCAL 56 (ZONE 2)</i>	08/01/2017	\$61.98	\$9.90	\$21.15	\$0.00	\$93.03
	08/01/2018	\$65.20	\$9.90	\$21.15	\$0.00	\$96.25
	08/01/2019	\$68.52	\$9.90	\$21.15	\$0.00	\$99.57
For apprentice rates see "Apprentice- PILE DRIVER"						
DIVER TENDER <i>PILE DRIVER LOCAL 56 (ZONE 2)</i>	08/01/2017	\$44.27	\$9.90	\$21.15	\$0.00	\$75.32
	08/01/2018	\$46.57	\$9.90	\$21.15	\$0.00	\$77.62
	08/01/2019	\$48.94	\$9.90	\$21.15	\$0.00	\$79.99
For apprentice rates see "Apprentice- PILE DRIVER"						
DIVER TENDER (EFFLUENT) <i>PILE DRIVER LOCAL 56 (ZONE 2)</i>	08/01/2017	\$66.41	\$9.90	\$21.15	\$0.00	\$97.46
	08/01/2018	\$69.86	\$9.90	\$21.15	\$0.00	\$100.91
	08/01/2019	\$73.41	\$9.90	\$21.15	\$0.00	\$104.46
For apprentice rates see "Apprentice- PILE DRIVER"						
DIVER/SLURRY (EFFLUENT) <i>PILE DRIVER LOCAL 56 (ZONE 2)</i>	08/01/2017	\$92.97	\$9.90	\$21.15	\$0.00	\$124.02
	08/01/2018	\$97.80	\$9.90	\$21.15	\$0.00	\$128.85
	08/01/2019	\$102.78	\$9.90	\$21.15	\$0.00	\$133.83
For apprentice rates see "Apprentice- PILE DRIVER"						

Classification	Effective Date	Base Wage	Health	Pension	Supplemental Unemployment	Total Rate
ELECTRICIAN ELECTRICIANS LOCAL 223	03/01/2018	\$40.42	\$9.40	\$12.34	\$0.00	\$62.16
	09/01/2018	\$41.03	\$9.65	\$12.74	\$0.00	\$63.42
	03/01/2019	\$41.64	\$9.90	\$13.15	\$0.00	\$64.69
	09/01/2019	\$42.26	\$10.15	\$13.54	\$0.00	\$65.95
	03/01/2020	\$42.87	\$10.40	\$13.94	\$0.00	\$67.21

Apprentice - ELECTRICIAN - Local 223

Effective Date - 03/01/2018

Step	percent	Apprentice Base Wage	Health	Pension	Supplemental Unemployment	Total Rate
1	40	\$16.17	\$0.00	\$0.49	\$0.00	\$16.66
2	42	\$16.98	\$0.00	\$0.51	\$0.00	\$17.49
3	45	\$18.19	\$9.40	\$0.55	\$0.00	\$28.14
4	48	\$19.40	\$9.40	\$4.00	\$0.00	\$32.80
5	50	\$20.21	\$9.40	\$4.30	\$0.00	\$33.91
6	55	\$22.23	\$9.40	\$4.45	\$0.00	\$36.08
7	60	\$24.25	\$9.40	\$4.74	\$0.00	\$38.39
8	65	\$26.27	\$9.40	\$5.04	\$0.00	\$40.71
9	70	\$28.29	\$9.40	\$5.33	\$0.00	\$43.02
10	75	\$30.32	\$9.40	\$5.62	\$0.00	\$45.34

Effective Date - 09/01/2018

Step	percent	Apprentice Base Wage	Health	Pension	Supplemental Unemployment	Total Rate
1	40	\$16.41	\$0.00	\$0.49	\$0.00	\$16.90
2	42	\$17.23	\$0.00	\$0.52	\$0.00	\$17.75
3	45	\$18.46	\$9.65	\$0.58	\$0.00	\$28.69
4	48	\$19.69	\$9.65	\$4.35	\$0.00	\$33.69
5	50	\$20.52	\$9.65	\$4.45	\$0.00	\$34.62
6	55	\$22.57	\$9.65	\$4.75	\$0.00	\$36.97
7	60	\$24.62	\$9.65	\$5.04	\$0.00	\$39.31
8	65	\$26.67	\$9.65	\$5.34	\$0.00	\$41.66
9	70	\$28.72	\$9.65	\$5.63	\$0.00	\$44.00
10	75	\$30.77	\$9.65	\$5.87	\$0.00	\$46.29

Notes:

Steps are 750 hours

Apprentice to Journeyworker Ratio:2:3***

ELEVATOR CONSTRUCTOR ELEVATOR CONSTRUCTORS LOCAL 4	01/01/2018	\$57.62	\$15.43	\$16.61	\$0.00	\$89.66
	01/01/2019	\$59.47	\$15.58	\$17.51	\$0.00	\$92.56
	01/01/2020	\$61.42	\$15.73	\$18.41	\$0.00	\$95.56
	01/01/2021	\$63.47	\$15.88	\$19.31	\$0.00	\$98.66
	01/01/2022	\$65.62	\$16.03	\$20.21	\$0.00	\$101.86

Classification

Effective Date Base Wage Health Pension Supplemental Unemployment Total Rate

Apprentice - ELEVATOR CONSTRUCTOR - Local 4

Effective Date - 01/01/2018

Step	percent	Apprentice Base Wage	Health	Pension	Supplemental Unemployment	Total Rate
1	50	\$28.81	\$15.43	\$0.00	\$0.00	\$44.24
2	55	\$31.69	\$15.43	\$16.61	\$0.00	\$63.73
3	65	\$37.45	\$15.43	\$16.61	\$0.00	\$69.49
4	70	\$40.33	\$15.43	\$16.61	\$0.00	\$72.37
5	80	\$46.10	\$15.43	\$16.61	\$0.00	\$78.14

Effective Date - 01/01/2019

Step	percent	Apprentice Base Wage	Health	Pension	Supplemental Unemployment	Total Rate
1	50	\$29.74	\$15.58	\$0.00	\$0.00	\$45.32
2	55	\$32.71	\$15.58	\$17.51	\$0.00	\$65.80
3	65	\$38.66	\$15.58	\$17.51	\$0.00	\$71.75
4	70	\$41.63	\$15.58	\$17.51	\$0.00	\$74.72
5	80	\$47.58	\$15.58	\$17.51	\$0.00	\$80.67

Notes:

Steps 1-2 are 6 mos.; Steps 3-5 are 1 year

Apprentice to Journeyworker Ratio:1:1

ELEVATOR CONSTRUCTOR HELPER	01/01/2018	\$40.33	\$15.43	\$16.61	\$0.00	\$72.37
<i>ELEVATOR CONSTRUCTORS LOCAL 4</i>	01/01/2019	\$41.63	\$15.58	\$17.51	\$0.00	\$74.72
	01/01/2020	\$42.99	\$15.73	\$18.41	\$0.00	\$77.13
	01/01/2021	\$44.43	\$15.88	\$19.31	\$0.00	\$79.62
	01/01/2022	\$45.93	\$16.03	\$20.21	\$0.00	\$82.17

For apprentice rates see "Apprentice - ELEVATOR CONSTRUCTOR"

FENCE & GUARD RAIL ERECTOR	12/01/2017	\$33.08	\$7.70	\$13.60	\$0.00	\$54.38
<i>LABORERS - ZONE 2</i>	06/01/2018	\$33.92	\$7.70	\$13.60	\$0.00	\$55.22
	12/01/2018	\$34.76	\$7.70	\$13.60	\$0.00	\$56.06
	06/01/2019	\$35.63	\$7.70	\$13.60	\$0.00	\$56.93
	12/01/2019	\$36.49	\$7.70	\$13.60	\$0.00	\$57.79
	06/01/2020	\$37.38	\$7.70	\$13.60	\$0.00	\$58.68
	12/01/2020	\$38.27	\$7.70	\$13.60	\$0.00	\$59.57
	06/01/2021	\$39.19	\$7.70	\$13.60	\$0.00	\$60.49
	12/01/2021	\$40.10	\$7.70	\$13.60	\$0.00	\$61.40

For apprentice rates see "Apprentice- LABORER"

FIELD ENG.INST.PERSON-BLDG,SITE,HVY/HWY	05/01/2018	\$42.84	\$10.50	\$15.50	\$0.00	\$68.84
<i>OPERATING ENGINEERS LOCAL 4</i>						

For apprentice rates see "Apprentice- OPERATING ENGINEERS"

FIELD ENG.PARTY CHIEF-BLDG,SITE,HVY/HWY	05/01/2018	\$44.31	\$10.50	\$15.50	\$0.00	\$70.31
<i>OPERATING ENGINEERS LOCAL 4</i>						

For apprentice rates see "Apprentice- OPERATING ENGINEERS"

FIELD ENG.ROD PERSON-BLDG,SITE,HVY/HWY	05/01/2018	\$22.51	\$10.50	\$15.50	\$0.00	\$48.51
<i>OPERATING ENGINEERS LOCAL 4</i>						

For apprentice rates see "Apprentice- OPERATING ENGINEERS"

Classification	Effective Date	Base Wage	Health	Pension	Supplemental Unemployment	Total Rate
FIRE ALARM INSTALLER <i>ELECTRICIANS LOCAL 223</i>	03/01/2018	\$40.42	\$9.40	\$12.34	\$0.00	\$62.16
	09/01/2018	\$41.03	\$9.65	\$12.74	\$0.00	\$63.42
	03/01/2019	\$41.64	\$9.90	\$13.15	\$0.00	\$64.69
	09/01/2019	\$42.26	\$10.15	\$13.54	\$0.00	\$65.95
	03/01/2020	\$42.87	\$10.40	\$13.94	\$0.00	\$67.21
For apprentice rates see "Apprentice- ELECTRICIAN"						
FIRE ALARM REPAIR / MAINTENANCE / COMMISSIONING <i>ELECTRICIANS</i> <i>LOCAL 223</i>	03/01/2018	\$34.27	\$9.40	\$10.46	\$0.00	\$54.13
	09/01/2018	\$34.76	\$9.65	\$10.81	\$0.00	\$55.22
	03/01/2019	\$35.25	\$9.90	\$11.14	\$0.00	\$56.29
	09/01/2019	\$35.78	\$10.15	\$11.45	\$0.00	\$57.38
	03/01/2020	\$36.27	\$10.40	\$11.78	\$0.00	\$58.45
For apprentice rates see "Apprentice- TELECOMMUNICATIONS TECHNICIAN"						
FIREMAN (ASST. ENGINEER) <i>OPERATING ENGINEERS LOCAL 4</i>	12/01/2017	\$38.57	\$10.50	\$15.50	\$0.00	\$64.57
For apprentice rates see "Apprentice- OPERATING ENGINEERS"						
FLAGGER & SIGNALER <i>LABORERS - ZONE 2</i>	12/01/2017	\$21.50	\$7.70	\$13.60	\$0.00	\$42.80
	06/01/2018	\$21.50	\$7.70	\$13.60	\$0.00	\$42.80
	12/01/2018	\$22.50	\$7.70	\$13.60	\$0.00	\$43.80
	06/01/2019	\$22.50	\$7.70	\$13.60	\$0.00	\$43.80
	12/01/2019	\$23.50	\$7.70	\$13.60	\$0.00	\$44.80
	06/01/2020	\$23.50	\$7.70	\$13.60	\$0.00	\$44.80
	12/01/2020	\$24.50	\$7.70	\$13.60	\$0.00	\$45.80
	06/01/2021	\$24.50	\$7.70	\$13.60	\$0.00	\$45.80
	12/01/2021	\$24.50	\$7.70	\$13.60	\$0.00	\$45.80
For apprentice rates see "Apprentice- LABORER"						
FLOORCOVERER <i>FLOORCOVERERS LOCAL 2168 ZONE I</i>	03/01/2016	\$42.13	\$9.80	\$17.62	\$0.00	\$69.55

Apprentice - FLOORCOVERER - Local 2168 Zone I

Effective Date - 03/01/2016

Step	percent	Apprentice Base Wage	Health	Pension	Supplemental Unemployment	Total Rate
1	50	\$21.07	\$9.80	\$1.79	\$0.00	\$32.66
2	55	\$23.17	\$9.80	\$1.79	\$0.00	\$34.76
3	60	\$25.28	\$9.80	\$12.25	\$0.00	\$47.33
4	65	\$27.38	\$9.80	\$12.25	\$0.00	\$49.43
5	70	\$29.49	\$9.80	\$14.04	\$0.00	\$53.33
6	75	\$31.60	\$9.80	\$14.04	\$0.00	\$55.44
7	80	\$33.70	\$9.80	\$15.83	\$0.00	\$59.33
8	85	\$35.81	\$9.80	\$15.83	\$0.00	\$61.44

Notes: Steps are 750 hrs.

% After 09/1/17; 45/45/55/55/70/70/80/80 (1500hr Steps)

Step 1&2 \$30.55/ 3&4 \$36.49/ 5&6 \$53.33/ 7&8 \$59.33

Apprentice to Journeyworker Ratio:1:1

FORK LIFT/CHERRY PICKER <i>OPERATING ENGINEERS LOCAL 4</i>	12/01/2017	\$46.63	\$10.50	\$15.50	\$0.00	\$72.63
For apprentice rates see "Apprentice- OPERATING ENGINEERS"						

Classification	Effective Date	Base Wage	Health	Pension	Supplemental Unemployment	Total Rate
GENERATOR/LIGHTING PLANT/HEATERS OPERATING ENGINEERS LOCAL 4	12/01/2017	\$31.80	\$10.50	\$15.50	\$0.00	\$57.80
For apprentice rates see "Apprentice- OPERATING ENGINEERS"						

GLAZIER (GLASS PLANK/AIR BARRIER/INTERIOR SYSTEMS) GLAZIERS LOCAL 1333	06/01/2017	\$36.28	\$10.25	\$8.95	\$0.00	\$55.48
	06/01/2018	\$37.18	\$10.40	\$9.35	\$0.00	\$56.93
	06/01/2019	\$38.18	\$10.60	\$9.90	\$0.00	\$58.68
	06/01/2020	\$39.18	\$10.80	\$10.45	\$0.00	\$60.43

Apprentice - GLAZIER - Local 1333

Effective Date - 06/01/2017

Step	percent	Apprentice Base Wage	Health	Pension	Supplemental Unemployment	Total Rate
1	50	\$18.14	\$10.25	\$1.45	\$0.00	\$29.84
2	56	\$20.41	\$10.25	\$1.45	\$0.00	\$32.11
3	63	\$22.68	\$10.25	\$1.95	\$0.00	\$34.88
4	69	\$24.94	\$10.25	\$1.95	\$0.00	\$37.14
5	75	\$27.21	\$10.25	\$2.45	\$0.00	\$39.91
6	81	\$29.48	\$10.25	\$2.45	\$0.00	\$42.18
7	88	\$31.75	\$10.25	\$8.95	\$0.00	\$50.95
8	94	\$34.01	\$10.25	\$8.95	\$0.00	\$53.21

Effective Date - 06/01/2018

Step	percent	Apprentice Base Wage	Health	Pension	Supplemental Unemployment	Total Rate
1	50	\$18.59	\$10.40	\$1.60	\$0.00	\$30.59
2	56	\$20.91	\$10.40	\$1.60	\$0.00	\$32.91
3	63	\$23.24	\$10.40	\$2.10	\$0.00	\$35.74
4	69	\$25.56	\$10.40	\$2.10	\$0.00	\$38.06
5	75	\$27.89	\$10.40	\$2.60	\$0.00	\$40.89
6	81	\$30.21	\$10.40	\$2.60	\$0.00	\$43.21
7	88	\$32.53	\$10.40	\$9.35	\$0.00	\$52.28
8	94	\$34.86	\$10.40	\$9.35	\$0.00	\$54.61

Notes:

Apprentice to Journeyworker Ratio:1:3

HOISTING ENGINEER/CRANES/GRADALLS OPERATING ENGINEERS LOCAL 4	12/01/2017	\$46.63	\$10.50	\$15.50	\$0.00	\$72.63
--	------------	---------	---------	---------	--------	---------

Apprentice - OPERATING ENGINEERS - Local 4

Effective Date - 12/01/2017

Step	percent	Apprentice Base Wage	Health	Pension	Supplemental Unemployment	Total Rate
1	55	\$25.65	\$10.50	\$0.00	\$0.00	\$36.15
2	60	\$27.98	\$10.50	\$15.50	\$0.00	\$53.98
3	65	\$30.31	\$10.50	\$15.50	\$0.00	\$56.31
4	70	\$32.64	\$10.50	\$15.50	\$0.00	\$58.64
5	75	\$34.97	\$10.50	\$15.50	\$0.00	\$60.97
6	80	\$37.30	\$10.50	\$15.50	\$0.00	\$63.30
7	85	\$39.64	\$10.50	\$15.50	\$0.00	\$65.64
8	90	\$41.97	\$10.50	\$15.50	\$0.00	\$67.97

Notes:

Apprentice to Journeyworker Ratio:1:6

HVAC (DUCTWORK) SHEETMETAL WORKERS LOCAL 17 - B	04/01/2018	\$34.96	\$12.20	\$16.30	\$1.90	\$65.36
	10/01/2018	\$35.46	\$12.20	\$16.30	\$1.90	\$65.86
	04/01/2019	\$35.96	\$12.20	\$16.30	\$1.90	\$66.36
For apprentice rates see "Apprentice- SHEET METAL WORKER"						
HVAC (ELECTRICAL CONTROLS) ELECTRICIANS LOCAL 223	03/01/2018	\$40.42	\$9.40	\$12.34	\$0.00	\$62.16
	09/01/2018	\$41.03	\$9.65	\$12.74	\$0.00	\$63.42
	03/01/2019	\$41.64	\$9.90	\$13.15	\$0.00	\$64.69
	09/01/2019	\$42.26	\$10.15	\$13.54	\$0.00	\$65.95
	03/01/2020	\$42.87	\$10.40	\$13.94	\$0.00	\$67.21
For apprentice rates see "Apprentice- ELECTRICIAN"						
HVAC (TESTING AND BALANCING - AIR) SHEETMETAL WORKERS LOCAL 17 - B	04/01/2018	\$34.96	\$12.20	\$16.30	\$1.90	\$65.36
	10/01/2018	\$35.46	\$12.20	\$16.30	\$1.90	\$65.86
	04/01/2019	\$35.96	\$12.20	\$16.30	\$1.90	\$66.36
For apprentice rates see "Apprentice- SHEET METAL WORKER"						
HVAC (TESTING AND BALANCING - WATER) PLUMBERS & PIPEFITTERS LOCAL 51	09/01/2017	\$40.69	\$10.00	\$17.60	\$0.00	\$68.29
	09/01/2018	\$42.69	\$10.00	\$17.60	\$0.00	\$70.29
For apprentice rates see "Apprentice- PIPEFITTER" or "PLUMBER/PIPEFITTER"						
HVAC MECHANIC PLUMBERS & PIPEFITTERS LOCAL 51	09/01/2017	\$40.69	\$10.00	\$17.60	\$0.00	\$68.29
	09/01/2018	\$42.69	\$10.00	\$17.60	\$0.00	\$70.29
For apprentice rates see "Apprentice- PIPEFITTER" or "PLUMBER/PIPEFITTER"						
HYDRAULIC DRILLS LABORERS - ZONE 2	12/01/2017	\$33.58	\$7.70	\$13.60	\$0.00	\$54.88
	06/01/2018	\$34.42	\$7.70	\$13.60	\$0.00	\$55.72
	12/01/2018	\$35.26	\$7.70	\$13.60	\$0.00	\$56.56
	06/01/2019	\$36.13	\$7.70	\$13.60	\$0.00	\$57.43
	12/01/2019	\$36.99	\$7.70	\$13.60	\$0.00	\$58.29
	06/01/2020	\$37.88	\$7.70	\$13.60	\$0.00	\$59.18
	12/01/2020	\$38.77	\$7.70	\$13.60	\$0.00	\$60.07
	06/01/2021	\$39.69	\$7.70	\$13.60	\$0.00	\$60.99
	12/01/2021	\$40.60	\$7.70	\$13.60	\$0.00	\$61.90
For apprentice rates see "Apprentice- LABORER"						

Classification	Effective Date	Base Wage	Health	Pension	Supplemental Unemployment	Total Rate
INSULATOR (PIPES & TANKS) HEAT & FROST INSULATORS LOCAL 6 (SOUTHERN MASS)	09/01/2017	\$42.38	\$11.75	\$14.20	\$0.00	\$68.33
	09/01/2018	\$44.40	\$11.75	\$14.20	\$0.00	\$70.35
	09/01/2019	\$46.65	\$11.75	\$14.20	\$0.00	\$72.60

Apprentice - ASBESTOS INSULATOR (Pipes & Tanks) - Local 6 Southern MA

Effective Date - 09/01/2017

Step	percent	Apprentice Base Wage	Health	Pension	Supplemental Unemployment	Total Rate
1	50	\$21.19	\$11.75	\$10.45	\$0.00	\$43.39
2	60	\$25.43	\$11.75	\$11.20	\$0.00	\$48.38
3	70	\$29.67	\$11.75	\$11.95	\$0.00	\$53.37
4	80	\$33.90	\$11.75	\$12.70	\$0.00	\$58.35

Effective Date - 09/01/2018

Step	percent	Apprentice Base Wage	Health	Pension	Supplemental Unemployment	Total Rate
1	50	\$22.20	\$11.75	\$10.45	\$0.00	\$44.40
2	60	\$26.64	\$11.75	\$11.20	\$0.00	\$49.59
3	70	\$31.08	\$11.75	\$11.95	\$0.00	\$54.78
4	80	\$35.52	\$11.75	\$12.70	\$0.00	\$59.97

Notes:

Steps are 1 year

Apprentice to Journeyworker Ratio:1:4

IRONWORKER/WELDER IRONWORKERS LOCAL 37	03/16/2016	\$34.71	\$7.70	\$16.00	\$0.00	\$58.41
---	------------	---------	--------	---------	--------	---------

Apprentice - IRONWORKER - Local 37

Effective Date - 03/16/2016

Step	percent	Apprentice Base Wage	Health	Pension	Supplemental Unemployment	Total Rate
1	70	\$24.30	\$7.70	\$16.00	\$0.00	\$48.00
2	75	\$26.03	\$7.70	\$16.00	\$0.00	\$49.73
3	80	\$27.77	\$7.70	\$16.00	\$0.00	\$51.47
4	85	\$29.50	\$7.70	\$16.00	\$0.00	\$53.20
5	90	\$31.24	\$7.70	\$16.00	\$0.00	\$54.94
6	95	\$32.97	\$7.70	\$16.00	\$0.00	\$56.67

Notes:

Apprentice to Journeyworker Ratio:1:4

Classification	Effective Date	Base Wage	Health	Pension	Supplemental Unemployment	Total Rate
JACKHAMMER & PAVING BREAKER OPERATOR LABORERS - ZONE 2	12/01/2017	\$33.08	\$7.70	\$13.60	\$0.00	\$54.38
	06/01/2018	\$33.92	\$7.70	\$13.60	\$0.00	\$55.22
	12/01/2018	\$34.76	\$7.70	\$13.60	\$0.00	\$56.06
	06/01/2019	\$35.63	\$7.70	\$13.60	\$0.00	\$56.93
	12/01/2019	\$36.49	\$7.70	\$13.60	\$0.00	\$57.79
	06/01/2020	\$37.38	\$7.70	\$13.60	\$0.00	\$58.68
	12/01/2020	\$38.27	\$7.70	\$13.60	\$0.00	\$59.57
	06/01/2021	\$39.19	\$7.70	\$13.60	\$0.00	\$60.49
	12/01/2021	\$40.10	\$7.70	\$13.60	\$0.00	\$61.40

For apprentice rates see "Apprentice- LABORER"

Classification	Effective Date	Base Wage	Health	Pension	Supplemental Unemployment	Total Rate
LABORER LABORERS - ZONE 2	12/01/2017	\$32.83	\$7.70	\$13.60	\$0.00	\$54.13
	06/01/2018	\$33.67	\$7.70	\$13.60	\$0.00	\$54.97
	12/01/2018	\$34.51	\$7.70	\$13.60	\$0.00	\$55.81
	06/01/2019	\$35.38	\$7.70	\$13.60	\$0.00	\$56.68
	12/01/2019	\$36.24	\$7.70	\$13.60	\$0.00	\$57.54
	06/01/2020	\$37.13	\$7.70	\$13.60	\$0.00	\$58.43
	12/01/2020	\$38.02	\$7.70	\$13.60	\$0.00	\$59.32
	06/01/2021	\$38.94	\$7.70	\$13.60	\$0.00	\$60.24
	12/01/2021	\$39.85	\$7.70	\$13.60	\$0.00	\$61.15

Apprentice - LABORER - Zone 2

Effective Date - 12/01/2017

Step	percent	Apprentice Base Wage	Health	Pension	Supplemental Unemployment	Total Rate
1	60	\$19.70	\$7.70	\$13.60	\$0.00	\$41.00
2	70	\$22.98	\$7.70	\$13.60	\$0.00	\$44.28
3	80	\$26.26	\$7.70	\$13.60	\$0.00	\$47.56
4	90	\$29.55	\$7.70	\$13.60	\$0.00	\$50.85

Effective Date - 06/01/2018

Step	percent	Apprentice Base Wage	Health	Pension	Supplemental Unemployment	Total Rate
1	60	\$20.20	\$7.70	\$13.60	\$0.00	\$41.50
2	70	\$23.57	\$7.70	\$13.60	\$0.00	\$44.87
3	80	\$26.94	\$7.70	\$13.60	\$0.00	\$48.24
4	90	\$30.30	\$7.70	\$13.60	\$0.00	\$51.60

Notes:

Apprentice to Journeyworker Ratio:1:5

Classification	Effective Date	Base Wage	Health	Pension	Supplemental Unemployment	Total Rate
LABORER: CARPENTER TENDER <i>LABORERS - ZONE 2</i>	12/01/2017	\$32.83	\$7.70	\$13.60	\$0.00	\$54.13
	06/01/2018	\$33.67	\$7.70	\$13.60	\$0.00	\$54.97
	12/01/2018	\$34.51	\$7.70	\$13.60	\$0.00	\$55.81
	06/01/2019	\$35.38	\$7.70	\$13.60	\$0.00	\$56.68
	12/01/2019	\$36.24	\$7.70	\$13.60	\$0.00	\$57.54
	06/01/2020	\$37.13	\$7.70	\$13.60	\$0.00	\$58.43
	12/01/2020	\$38.02	\$7.70	\$13.60	\$0.00	\$59.32
	06/01/2021	\$38.94	\$7.70	\$13.60	\$0.00	\$60.24
	12/01/2021	\$39.85	\$7.70	\$13.60	\$0.00	\$61.15
For apprentice rates see "Apprentice- LABORER"						
LABORER: CEMENT FINISHER TENDER <i>LABORERS - ZONE 2</i>	12/01/2017	\$32.83	\$7.70	\$13.60	\$0.00	\$54.13
	06/01/2018	\$33.67	\$7.70	\$13.60	\$0.00	\$54.97
	12/01/2018	\$34.51	\$7.70	\$13.60	\$0.00	\$55.81
	06/01/2019	\$35.38	\$7.70	\$13.60	\$0.00	\$56.68
	12/01/2019	\$36.24	\$7.70	\$13.60	\$0.00	\$57.54
	06/01/2020	\$37.13	\$7.70	\$13.60	\$0.00	\$58.43
	12/01/2020	\$38.02	\$7.70	\$13.60	\$0.00	\$59.32
	06/01/2021	\$38.94	\$7.70	\$13.60	\$0.00	\$60.24
	12/01/2021	\$39.85	\$7.70	\$13.60	\$0.00	\$61.15
For apprentice rates see "Apprentice- LABORER"						
LABORER: HAZARDOUS WASTE/ASBESTOS REMOVER <i>LABORERS - ZONE 2</i>	12/01/2017	\$33.03	\$7.70	\$13.55	\$0.00	\$54.28
	06/01/2018	\$33.87	\$7.70	\$13.55	\$0.00	\$55.12
	12/01/2018	\$34.71	\$7.70	\$13.55	\$0.00	\$55.96
	06/01/2019	\$35.58	\$7.70	\$13.55	\$0.00	\$56.83
	12/01/2019	\$36.44	\$7.70	\$13.55	\$0.00	\$57.69
For apprentice rates see "Apprentice- LABORER"						
LABORER: MASON TENDER <i>LABORERS - ZONE 2</i>	12/01/2017	\$33.08	\$7.70	\$13.60	\$0.00	\$54.38
	06/01/2018	\$33.92	\$7.70	\$13.60	\$0.00	\$55.22
	12/01/2018	\$34.76	\$7.70	\$13.60	\$0.00	\$56.06
	06/01/2019	\$35.63	\$7.70	\$13.60	\$0.00	\$56.93
	12/01/2019	\$36.49	\$7.70	\$13.60	\$0.00	\$57.79
	06/01/2020	\$37.38	\$7.70	\$13.60	\$0.00	\$58.68
	12/01/2020	\$38.27	\$7.70	\$13.60	\$0.00	\$59.57
	06/01/2021	\$39.19	\$7.70	\$13.60	\$0.00	\$60.49
	12/01/2021	\$40.10	\$7.70	\$13.60	\$0.00	\$61.40
For apprentice rates see "Apprentice- LABORER"						
LABORER: MULTI-TRADE TENDER <i>LABORERS - ZONE 2</i>	12/01/2017	\$32.83	\$7.70	\$13.60	\$0.00	\$54.13
	06/01/2018	\$33.67	\$7.70	\$13.60	\$0.00	\$54.97
	12/01/2018	\$34.51	\$7.70	\$13.60	\$0.00	\$55.81
	06/01/2019	\$35.38	\$7.70	\$13.60	\$0.00	\$56.68
	12/01/2019	\$36.24	\$7.70	\$13.60	\$0.00	\$57.54
	06/01/2020	\$37.13	\$7.70	\$13.60	\$0.00	\$58.43
	12/01/2020	\$38.02	\$7.70	\$13.60	\$0.00	\$59.32
	06/01/2021	\$38.94	\$7.70	\$13.60	\$0.00	\$60.24
	12/01/2021	\$39.85	\$7.70	\$13.60	\$0.00	\$61.15
For apprentice rates see "Apprentice- LABORER"						

Classification	Effective Date	Base Wage	Health	Pension	Supplemental Unemployment	Total Rate
LABORER: TREE REMOVER <i>LABORERS - ZONE 2</i>	12/01/2017	\$32.83	\$7.70	\$13.60	\$0.00	\$54.13
	06/01/2018	\$33.67	\$7.70	\$13.60	\$0.00	\$54.97
	12/01/2018	\$34.51	\$7.70	\$13.60	\$0.00	\$55.81
	06/01/2019	\$35.38	\$7.70	\$13.60	\$0.00	\$56.68
	12/01/2019	\$36.24	\$7.70	\$13.60	\$0.00	\$57.54
	06/01/2020	\$37.13	\$7.70	\$13.60	\$0.00	\$58.43
	12/01/2020	\$38.02	\$7.70	\$13.60	\$0.00	\$59.32
	06/01/2021	\$38.94	\$7.70	\$13.60	\$0.00	\$60.24
	12/01/2021	\$39.85	\$7.70	\$13.60	\$0.00	\$61.15
This classification applies to all tree work associated with the removal of standing trees, and trimming and removal of branches and limbs when the work is not done for a utility company for the purpose of operation, maintenance or repair of utility company equipment. For apprentice rates see "Apprentice- LABORER"						
LASER BEAM OPERATOR <i>LABORERS - ZONE 2</i>	12/01/2017	\$33.08	\$7.70	\$13.60	\$0.00	\$54.38
	06/01/2018	\$33.92	\$7.70	\$13.60	\$0.00	\$55.22
	12/01/2018	\$34.76	\$7.70	\$13.60	\$0.00	\$56.06
	06/01/2019	\$35.63	\$7.70	\$13.60	\$0.00	\$56.93
	12/01/2019	\$36.49	\$7.70	\$13.60	\$0.00	\$57.79
	06/01/2020	\$37.38	\$7.70	\$13.60	\$0.00	\$58.68
	12/01/2020	\$38.27	\$7.70	\$13.60	\$0.00	\$59.57
	06/01/2021	\$39.19	\$7.70	\$13.60	\$0.00	\$60.49
	12/01/2021	\$40.10	\$7.70	\$13.60	\$0.00	\$61.40
For apprentice rates see "Apprentice- LABORER"						
MARBLE & TILE FINISHERS <i>BRICKLAYERS LOCAL 3 - MARBLE & TILE</i>	02/01/2018	\$39.82	\$10.75	\$18.34	\$0.00	\$68.91
	08/01/2018	\$40.90	\$10.75	\$18.47	\$0.00	\$70.12
	02/01/2019	\$41.41	\$10.75	\$18.47	\$0.00	\$70.63
	08/01/2019	\$42.49	\$10.75	\$18.61	\$0.00	\$71.85
	02/01/2020	\$43.00	\$10.75	\$18.61	\$0.00	\$72.36
	08/01/2020	\$44.08	\$10.75	\$18.76	\$0.00	\$73.59
	02/01/2021	\$44.59	\$10.75	\$18.76	\$0.00	\$74.10
	08/01/2021	\$45.71	\$10.75	\$18.92	\$0.00	\$75.38
	02/01/2022	\$46.18	\$10.75	\$18.92	\$0.00	\$75.85

Classification

Effective Date Base Wage Health Pension Supplemental Unemployment Total Rate

Apprentice - MARBLE & TILE FINISHER - Local 3 Marble & Tile

Effective Date - 02/01/2018

Step	percent	Apprentice Base Wage	Health	Pension	Supplemental Unemployment	Total Rate
1	50	\$19.91	\$10.75	\$18.34	\$0.00	\$49.00
2	60	\$23.89	\$10.75	\$18.34	\$0.00	\$52.98
3	70	\$27.87	\$10.75	\$18.34	\$0.00	\$56.96
4	80	\$31.86	\$10.75	\$18.34	\$0.00	\$60.95
5	90	\$35.84	\$10.75	\$18.34	\$0.00	\$64.93

Effective Date - 08/01/2018

Step	percent	Apprentice Base Wage	Health	Pension	Supplemental Unemployment	Total Rate
1	50	\$20.45	\$10.75	\$18.47	\$0.00	\$49.67
2	60	\$24.54	\$10.75	\$18.47	\$0.00	\$53.76
3	70	\$28.63	\$10.75	\$18.47	\$0.00	\$57.85
4	80	\$32.72	\$10.75	\$18.47	\$0.00	\$61.94
5	90	\$36.81	\$10.75	\$18.47	\$0.00	\$66.03

Notes:

Apprentice to Journeyworker Ratio:1:3

Classification	Effective Date	Base Wage	Health	Pension	Supplemental Unemployment	Total Rate
MARBLE MASONS, TILELAYERS & TERRAZZO MECH BRICKLAYERS LOCAL 3 - MARBLE & TILE	02/01/2018	\$52.10	\$10.75	\$20.03	\$0.00	\$82.88
	08/01/2018	\$53.45	\$10.75	\$20.16	\$0.00	\$84.36
	02/01/2019	\$54.07	\$10.75	\$20.16	\$0.00	\$84.98
	08/01/2019	\$55.42	\$10.75	\$20.30	\$0.00	\$86.47
	02/01/2020	\$56.05	\$10.75	\$20.30	\$0.00	\$87.10
	08/01/2020	\$57.40	\$10.75	\$20.45	\$0.00	\$88.60
	02/01/2021	\$58.04	\$10.75	\$20.45	\$0.00	\$89.24
	08/01/2021	\$59.44	\$10.75	\$20.61	\$0.00	\$90.80
	02/01/2022	\$60.01	\$10.75	\$20.61	\$0.00	\$91.37

Classification

Effective Date Base Wage Health Pension Supplemental Unemployment Total Rate

Apprentice - MARBLE-TILE-TERRAZZO MECHANIC - Local 3 Marble & Tile

Effective Date - 02/01/2018

Step	percent	Apprentice Base Wage	Health	Pension	Supplemental Unemployment	Total Rate
1	50	\$26.05	\$10.75	\$20.03	\$0.00	\$56.83
2	60	\$31.26	\$10.75	\$20.03	\$0.00	\$62.04
3	70	\$36.47	\$10.75	\$20.03	\$0.00	\$67.25
4	80	\$41.68	\$10.75	\$20.03	\$0.00	\$72.46
5	90	\$46.89	\$10.75	\$20.03	\$0.00	\$77.67

Effective Date - 08/01/2018

Step	percent	Apprentice Base Wage	Health	Pension	Supplemental Unemployment	Total Rate
1	50	\$26.73	\$10.75	\$20.16	\$0.00	\$57.64
2	60	\$32.07	\$10.75	\$20.16	\$0.00	\$62.98
3	70	\$37.42	\$10.75	\$20.16	\$0.00	\$68.33
4	80	\$42.76	\$10.75	\$20.16	\$0.00	\$73.67
5	90	\$48.11	\$10.75	\$20.16	\$0.00	\$79.02

Notes:

Apprentice to Journeyworker Ratio:1:5

MECH. SWEEPER OPERATOR (ON CONST. SITES) OPERATING ENGINEERS LOCAL 4	12/01/2017	\$46.17	\$10.50	\$15.50	\$0.00	\$72.17
For apprentice rates see "Apprentice- OPERATING ENGINEERS"						
MECHANICS MAINTENANCE OPERATING ENGINEERS LOCAL 4	12/01/2017	\$46.17	\$10.50	\$15.50	\$0.00	\$72.17
For apprentice rates see "Apprentice- OPERATING ENGINEERS"						
MILLWRIGHT (Zone 2) MILLWRIGHTS LOCAL 1121 - Zone 2	04/01/2018	\$37.17	\$9.90	\$18.50	\$0.00	\$65.57
	10/01/2018	\$38.02	\$9.90	\$18.50	\$0.00	\$66.42
	04/01/2019	\$38.87	\$9.90	\$18.50	\$0.00	\$67.27

Apprentice - MILLWRIGHT - Local 1121 Zone 2

Effective Date - 04/01/2018

Step	percent	Apprentice Base Wage	Health	Pension	Supplemental Unemployment	Total Rate
1	55	\$20.44	\$9.90	\$5.31	\$0.00	\$35.65
2	65	\$24.16	\$9.90	\$15.13	\$0.00	\$49.19
3	75	\$27.88	\$9.90	\$16.10	\$0.00	\$53.88
4	85	\$31.59	\$9.90	\$17.06	\$0.00	\$58.55

Notes:

Steps are 2,000 hours

Apprentice to Journeyworker Ratio:1:5

Classification	Effective Date	Base Wage	Health	Pension	Supplemental Unemployment	Total Rate
MORTAR MIXER LABORERS - ZONE 2	12/01/2017	\$33.08	\$7.70	\$13.60	\$0.00	\$54.38
	06/01/2018	\$33.92	\$7.70	\$13.60	\$0.00	\$55.22
	12/01/2018	\$34.76	\$7.70	\$13.60	\$0.00	\$56.06
	06/01/2019	\$35.63	\$7.70	\$13.60	\$0.00	\$56.93
	12/01/2019	\$36.49	\$7.70	\$13.60	\$0.00	\$57.79
	06/01/2020	\$37.38	\$7.70	\$13.60	\$0.00	\$58.68
	12/01/2020	\$38.27	\$7.70	\$13.60	\$0.00	\$59.57
	06/01/2021	\$39.19	\$7.70	\$13.60	\$0.00	\$60.49
	12/01/2021	\$40.10	\$7.70	\$13.60	\$0.00	\$61.40
For apprentice rates see "Apprentice- LABORER"						
OILER (OTHER THAN TRUCK CRANES,GRADALLS) OPERATING ENGINEERS LOCAL 4	12/01/2017	\$23.24	\$10.50	\$15.50	\$0.00	\$49.24
For apprentice rates see "Apprentice- OPERATING ENGINEERS"						
OILER (TRUCK CRANES, GRADALLS) OPERATING ENGINEERS LOCAL 4	12/01/2017	\$27.40	\$10.50	\$15.50	\$0.00	\$53.40
For apprentice rates see "Apprentice- OPERATING ENGINEERS"						
OTHER POWER DRIVEN EQUIPMENT - CLASS II OPERATING ENGINEERS LOCAL 4	12/01/2017	\$46.17	\$10.50	\$15.50	\$0.00	\$72.17
For apprentice rates see "Apprentice- OPERATING ENGINEERS"						
PAINTER (BRIDGES/TANKS) PAINTERS LOCAL 35 - ZONE 2	01/01/2018	\$49.66	\$8.10	\$19.55	\$0.00	\$77.31
	07/01/2018	\$50.76	\$8.10	\$19.55	\$0.00	\$78.41
	01/01/2019	\$51.86	\$8.10	\$19.55	\$0.00	\$79.51
	07/01/2019	\$52.96	\$8.10	\$19.55	\$0.00	\$80.61
	01/01/2020	\$54.06	\$8.10	\$19.55	\$0.00	\$81.71
	07/01/2020	\$55.16	\$8.10	\$19.55	\$0.00	\$82.81
	01/01/2021	\$56.26	\$8.10	\$19.55	\$0.00	\$83.91

Classification

Effective Date Base Wage Health Pension Supplemental Unemployment Total Rate

Apprentice - PAINTER Local 35 - BRIDGES/TANKS

Effective Date - 01/01/2018

Step	percent	Apprentice Base Wage	Health	Pension	Supplemental Unemployment	Total Rate
1	50	\$24.83	\$8.10	\$0.00	\$0.00	\$32.93
2	55	\$27.31	\$8.10	\$5.06	\$0.00	\$40.47
3	60	\$29.80	\$8.10	\$5.52	\$0.00	\$43.42
4	65	\$32.28	\$8.10	\$5.98	\$0.00	\$46.36
5	70	\$34.76	\$8.10	\$16.79	\$0.00	\$59.65
6	75	\$37.25	\$8.10	\$17.25	\$0.00	\$62.60
7	80	\$39.73	\$8.10	\$17.71	\$0.00	\$65.54
8	90	\$44.69	\$8.10	\$18.63	\$0.00	\$71.42

Effective Date - 07/01/2018

Step	percent	Apprentice Base Wage	Health	Pension	Supplemental Unemployment	Total Rate
1	50	\$25.38	\$8.10	\$0.00	\$0.00	\$33.48
2	55	\$27.92	\$8.10	\$5.06	\$0.00	\$41.08
3	60	\$30.46	\$8.10	\$5.52	\$0.00	\$44.08
4	65	\$32.99	\$8.10	\$5.98	\$0.00	\$47.07
5	70	\$35.53	\$8.10	\$16.79	\$0.00	\$60.42
6	75	\$38.07	\$8.10	\$17.25	\$0.00	\$63.42
7	80	\$40.61	\$8.10	\$17.71	\$0.00	\$66.42
8	90	\$45.68	\$8.10	\$18.63	\$0.00	\$72.41

Notes:

Steps are 750 hrs.

Apprentice to Journeyworker Ratio:1:1

PAINTER (SPRAY OR SANDBLAST, NEW) *	01/01/2018	\$40.56	\$8.10	\$19.55	\$0.00	\$68.21
* If 30% or more of surfaces to be painted are new construction, NEW paint rate shall be used. PAINTERS LOCAL 35 - ZONE 2	07/01/2018	\$41.66	\$8.10	\$19.55	\$0.00	\$69.31
	01/01/2019	\$42.76	\$8.10	\$19.55	\$0.00	\$70.41
	07/01/2019	\$43.86	\$8.10	\$19.55	\$0.00	\$71.51
	01/01/2020	\$44.96	\$8.10	\$19.55	\$0.00	\$72.61
	07/01/2020	\$46.06	\$8.10	\$19.55	\$0.00	\$73.71
	01/01/2021	\$47.16	\$8.10	\$19.55	\$0.00	\$74.81

Classification

Effective Date Base Wage Health Pension Supplemental Unemployment Total Rate

Apprentice - PAINTER Local 35 Zone 2 - Spray/Sandblast - New

Effective Date - 01/01/2018

Step	percent	Apprentice Base Wage	Health	Pension	Supplemental Unemployment	Total Rate
1	50	\$20.28	\$8.10	\$0.00	\$0.00	\$28.38
2	55	\$22.31	\$8.10	\$5.06	\$0.00	\$35.47
3	60	\$24.34	\$8.10	\$5.52	\$0.00	\$37.96
4	65	\$26.36	\$8.10	\$5.98	\$0.00	\$40.44
5	70	\$28.39	\$8.10	\$16.79	\$0.00	\$53.28
6	75	\$30.42	\$8.10	\$17.25	\$0.00	\$55.77
7	80	\$32.45	\$8.10	\$17.71	\$0.00	\$58.26
8	90	\$36.50	\$8.10	\$18.63	\$0.00	\$63.23

Effective Date - 07/01/2018

Step	percent	Apprentice Base Wage	Health	Pension	Supplemental Unemployment	Total Rate
1	50	\$20.83	\$8.10	\$0.00	\$0.00	\$28.93
2	55	\$22.91	\$8.10	\$5.06	\$0.00	\$36.07
3	60	\$25.00	\$8.10	\$5.52	\$0.00	\$38.62
4	65	\$27.08	\$8.10	\$5.98	\$0.00	\$41.16
5	70	\$29.16	\$8.10	\$16.79	\$0.00	\$54.05
6	75	\$31.25	\$8.10	\$17.25	\$0.00	\$56.60
7	80	\$33.33	\$8.10	\$17.71	\$0.00	\$59.14
8	90	\$37.49	\$8.10	\$18.63	\$0.00	\$64.22

Notes:

Steps are 750 hrs.

Apprentice to Journeyworker Ratio:1:1

PAINTER (SPRAY OR SANDBLAST, REPAINT)	01/01/2018	\$38.62	\$8.10	\$19.55	\$0.00	\$66.27
PAINTERS LOCAL 35 - ZONE 2	07/01/2018	\$39.72	\$8.10	\$19.55	\$0.00	\$67.37
	01/01/2019	\$40.82	\$8.10	\$19.55	\$0.00	\$68.47
	07/01/2019	\$41.92	\$8.10	\$19.55	\$0.00	\$69.57
	01/01/2020	\$43.02	\$8.10	\$19.55	\$0.00	\$70.67
	07/01/2020	\$44.12	\$8.10	\$19.55	\$0.00	\$71.77
	01/01/2021	\$45.22	\$8.10	\$19.55	\$0.00	\$72.87

Classification

Effective Date Base Wage Health Pension Supplemental Unemployment Total Rate

Apprentice - PAINTER Local 35 Zone 2 - Spray/Sandblast - Repaint

Effective Date - 01/01/2018

Step	percent	Apprentice Base Wage	Health	Pension	Supplemental Unemployment	Total Rate
1	50	\$19.31	\$8.10	\$0.00	\$0.00	\$27.41
2	55	\$21.24	\$8.10	\$5.06	\$0.00	\$34.40
3	60	\$23.17	\$8.10	\$5.52	\$0.00	\$36.79
4	65	\$25.10	\$8.10	\$5.98	\$0.00	\$39.18
5	70	\$27.03	\$8.10	\$16.79	\$0.00	\$51.92
6	75	\$28.97	\$8.10	\$17.25	\$0.00	\$54.32
7	80	\$30.90	\$8.10	\$17.71	\$0.00	\$56.71
8	90	\$34.76	\$8.10	\$18.63	\$0.00	\$61.49

Effective Date - 07/01/2018

Step	percent	Apprentice Base Wage	Health	Pension	Supplemental Unemployment	Total Rate
1	50	\$19.86	\$8.10	\$0.00	\$0.00	\$27.96
2	55	\$21.85	\$8.10	\$5.06	\$0.00	\$35.01
3	60	\$23.83	\$8.10	\$5.52	\$0.00	\$37.45
4	65	\$25.82	\$8.10	\$5.98	\$0.00	\$39.90
5	70	\$27.80	\$8.10	\$16.79	\$0.00	\$52.69
6	75	\$29.79	\$8.10	\$17.25	\$0.00	\$55.14
7	80	\$31.78	\$8.10	\$17.71	\$0.00	\$57.59
8	90	\$35.75	\$8.10	\$18.63	\$0.00	\$62.48

Notes:

Steps are 750 hrs.

Apprentice to Journeyworker Ratio:1:1

PAINTER (TRAFFIC MARKINGS)	12/01/2017	\$32.83	\$7.70	\$13.60	\$0.00	\$54.13
LABORERS - ZONE 2	06/01/2018	\$33.67	\$7.70	\$13.60	\$0.00	\$54.97
	12/01/2018	\$34.51	\$7.70	\$13.60	\$0.00	\$55.81
	06/01/2019	\$35.38	\$7.70	\$13.60	\$0.00	\$56.68
	12/01/2019	\$36.24	\$7.70	\$13.60	\$0.00	\$57.54
	06/01/2020	\$37.13	\$7.70	\$13.60	\$0.00	\$58.43
	12/01/2020	\$38.02	\$7.70	\$13.60	\$0.00	\$59.32
	06/01/2021	\$38.94	\$7.70	\$13.60	\$0.00	\$60.24
	12/01/2021	\$39.85	\$7.70	\$13.60	\$0.00	\$61.15

For Apprentice rates see "Apprentice- LABORER"

PAINTER / TAPER (BRUSH, NEW) *	01/01/2018	\$39.16	\$8.10	\$19.55	\$0.00	\$66.81
* If 30% or more of surfaces to be painted are new construction, NEW paint rate shall be used. PAINTERS LOCAL 35 - ZONE 2	07/01/2018	\$40.26	\$8.10	\$19.55	\$0.00	\$67.91
	01/01/2019	\$41.36	\$8.10	\$19.55	\$0.00	\$69.01
	07/01/2019	\$42.46	\$8.10	\$19.55	\$0.00	\$70.11
	01/01/2020	\$43.56	\$8.10	\$19.55	\$0.00	\$71.21
	07/01/2020	\$44.66	\$8.10	\$19.55	\$0.00	\$72.31
	01/01/2021	\$45.76	\$8.10	\$19.55	\$0.00	\$73.41

Classification

Effective Date Base Wage Health Pension Supplemental Unemployment Total Rate

Apprentice - PAINTER - Local 35 Zone 2 - BRUSH NEW

Effective Date - 01/01/2018

Step	percent	Apprentice Base Wage	Health	Pension	Supplemental Unemployment	Total Rate
1	50	\$19.58	\$8.10	\$0.00	\$0.00	\$27.68
2	55	\$21.54	\$8.10	\$5.06	\$0.00	\$34.70
3	60	\$23.50	\$8.10	\$5.52	\$0.00	\$37.12
4	65	\$25.45	\$8.10	\$5.98	\$0.00	\$39.53
5	70	\$27.41	\$8.10	\$16.79	\$0.00	\$52.30
6	75	\$29.37	\$8.10	\$17.25	\$0.00	\$54.72
7	80	\$31.33	\$8.10	\$17.71	\$0.00	\$57.14
8	90	\$35.24	\$8.10	\$18.63	\$0.00	\$61.97

Effective Date - 07/01/2018

Step	percent	Apprentice Base Wage	Health	Pension	Supplemental Unemployment	Total Rate
1	50	\$20.13	\$8.10	\$0.00	\$0.00	\$28.23
2	55	\$22.14	\$8.10	\$5.06	\$0.00	\$35.30
3	60	\$24.16	\$8.10	\$5.52	\$0.00	\$37.78
4	65	\$26.17	\$8.10	\$5.98	\$0.00	\$40.25
5	70	\$28.18	\$8.10	\$16.79	\$0.00	\$53.07
6	75	\$30.20	\$8.10	\$17.25	\$0.00	\$55.55
7	80	\$32.21	\$8.10	\$17.71	\$0.00	\$58.02
8	90	\$36.23	\$8.10	\$18.63	\$0.00	\$62.96

Notes:

Steps are 750 hrs.

Apprentice to Journeyworker Ratio:1:1

PAINTER / TAPER (BRUSH, REPAINT)	01/01/2018	\$37.22	\$8.10	\$19.55	\$0.00	\$64.87
PAINTERS LOCAL 35 - ZONE 2	07/01/2018	\$38.32	\$8.10	\$19.55	\$0.00	\$65.97
	01/01/2019	\$39.42	\$8.10	\$19.55	\$0.00	\$67.07
	07/01/2019	\$40.52	\$8.10	\$19.55	\$0.00	\$68.17
	01/01/2020	\$41.62	\$8.10	\$19.55	\$0.00	\$69.27
	07/01/2020	\$42.72	\$8.10	\$19.55	\$0.00	\$70.37
	01/01/2021	\$43.82	\$8.10	\$19.55	\$0.00	\$71.47

Classification

Effective Date Base Wage Health Pension Supplemental Unemployment Total Rate

Apprentice - PAINTER Local 35 Zone 2 - BRUSH REPAINT

Effective Date - 01/01/2018

Step	percent	Apprentice Base Wage	Health	Pension	Supplemental Unemployment	Total Rate
1	50	\$18.61	\$8.10	\$0.00	\$0.00	\$26.71
2	55	\$20.47	\$8.10	\$5.06	\$0.00	\$33.63
3	60	\$22.33	\$8.10	\$5.52	\$0.00	\$35.95
4	65	\$24.19	\$8.10	\$5.98	\$0.00	\$38.27
5	70	\$26.05	\$8.10	\$16.79	\$0.00	\$50.94
6	75	\$27.92	\$8.10	\$17.25	\$0.00	\$53.27
7	80	\$29.78	\$8.10	\$17.71	\$0.00	\$55.59
8	90	\$33.50	\$8.10	\$18.63	\$0.00	\$60.23

Effective Date - 07/01/2018

Step	percent	Apprentice Base Wage	Health	Pension	Supplemental Unemployment	Total Rate
1	50	\$19.16	\$8.10	\$0.00	\$0.00	\$27.26
2	55	\$21.08	\$8.10	\$5.06	\$0.00	\$34.24
3	60	\$22.99	\$8.10	\$5.52	\$0.00	\$36.61
4	65	\$24.91	\$8.10	\$5.98	\$0.00	\$38.99
5	70	\$26.82	\$8.10	\$16.79	\$0.00	\$51.71
6	75	\$28.74	\$8.10	\$17.25	\$0.00	\$54.09
7	80	\$30.66	\$8.10	\$17.71	\$0.00	\$56.47
8	90	\$34.49	\$8.10	\$18.63	\$0.00	\$61.22

Notes:

Steps are 750 hrs.

Apprentice to Journeyworker Ratio:1:1

PANEL & PICKUP TRUCKS DRIVER <i>TEAMSTERS JOINT COUNCIL NO. 10 ZONE B</i>	12/01/2012	\$30.28	\$9.07	\$8.00	\$0.00	\$47.35
PIER AND DOCK CONSTRUCTOR (UNDERPINNING AND DECK) <i>PILE DRIVER LOCAL 56 (ZONE 2)</i>	08/01/2017	\$41.52	\$9.90	\$21.15	\$0.00	\$72.57
	08/01/2018	\$42.93	\$9.90	\$21.15	\$0.00	\$73.98
	08/01/2019	\$44.61	\$9.90	\$21.15	\$0.00	\$75.66
For apprentice rates see "Apprentice- PILE DRIVER"						
PILE DRIVER <i>PILE DRIVER LOCAL 56 (ZONE 2)</i>	08/01/2017	\$41.52	\$9.90	\$21.15	\$0.00	\$72.57
	08/01/2018	\$42.93	\$9.90	\$21.15	\$0.00	\$73.98
	08/01/2019	\$44.61	\$9.90	\$21.15	\$0.00	\$75.66

Classification Effective Date Base Wage Health Pension Supplemental Unemployment Total Rate

Apprentice - PILE DRIVER - Local 56 Zone 2

Effective Date - 08/01/2017

Step	percent	Apprentice Base Wage	Health	Pension	Supplemental Unemployment	Total Rate
1	0	\$0.00	\$0.00	\$0.00	\$0.00	\$0.00

Notes: Apprentice wages shall be no less than the following Steps;

(Same as set in Zone 1)

1\$53.19/2\$57.61/3\$62.04/4\$64.25/5\$66.47/6\$66.47/7\$70.89/8\$70.89

Apprentice to Journeyworker Ratio:1:5

PIPELAYER	12/01/2017	\$33.08	\$7.70	\$13.60	\$0.00	\$54.38
LABORERS - ZONE 2	06/01/2018	\$33.92	\$7.70	\$13.60	\$0.00	\$55.22
	12/01/2018	\$34.76	\$7.70	\$13.60	\$0.00	\$56.06
	06/01/2019	\$35.63	\$7.70	\$13.60	\$0.00	\$56.93
	12/01/2019	\$36.49	\$7.70	\$13.60	\$0.00	\$57.79
	06/01/2020	\$37.38	\$7.70	\$13.60	\$0.00	\$58.68
	12/01/2020	\$38.27	\$7.70	\$13.60	\$0.00	\$59.57
	06/01/2021	\$39.19	\$7.70	\$13.60	\$0.00	\$60.49
	12/01/2021	\$40.10	\$7.70	\$13.60	\$0.00	\$61.40

For apprentice rates see "Apprentice- LABORER"

PLUMBER & PIPEFITTER	09/01/2017	\$40.69	\$10.00	\$17.60	\$0.00	\$68.29
PLUMBERS & PIPEFITTERS LOCAL 51	09/01/2018	\$42.69	\$10.00	\$17.60	\$0.00	\$70.29

Apprentice - PLUMBER/PIPEFITTER - Local 51

Effective Date - 09/01/2017

Step	percent	Apprentice Base Wage	Health	Pension	Supplemental Unemployment	Total Rate
1	40	\$16.28	\$10.00	\$2.50	\$0.00	\$28.78
2	50	\$20.35	\$10.00	\$2.50	\$0.00	\$32.85
3	60	\$24.41	\$10.00	\$7.60	\$0.00	\$42.01
4	70	\$28.48	\$10.00	\$12.16	\$0.00	\$50.64
5	80	\$32.55	\$10.00	\$15.70	\$0.00	\$58.25

Effective Date - 09/01/2018

Step	percent	Apprentice Base Wage	Health	Pension	Supplemental Unemployment	Total Rate
1	40	\$17.08	\$10.00	\$2.50	\$0.00	\$29.58
2	50	\$21.35	\$10.00	\$2.50	\$0.00	\$33.85
3	60	\$25.61	\$10.00	\$7.60	\$0.00	\$43.21
4	70	\$29.88	\$10.00	\$12.16	\$0.00	\$52.04
5	80	\$34.15	\$10.00	\$15.70	\$0.00	\$59.85

Notes:

Steps 2000hrs. Prior 9/1/05; 40/40/45/50/55/60/65/75/80/85

Apprentice to Journeyworker Ratio:1:3

PNEUMATIC CONTROLS (TEMP.)	09/01/2017	\$40.69	\$10.00	\$17.60	\$0.00	\$68.29
PLUMBERS & PIPEFITTERS LOCAL 51	09/01/2018	\$42.69	\$10.00	\$17.60	\$0.00	\$70.29

Classification	Effective Date	Base Wage	Health	Pension	Supplemental Unemployment	Total Rate
For apprentice rates see "Apprentice- PIPEFITTER" or "PLUMBER/PIPEFITTER"						
PNEUMATIC DRILL/TOOL OPERATOR <i>LABORERS - ZONE 2</i>	12/01/2017	\$33.08	\$7.70	\$13.60	\$0.00	\$54.38
	06/01/2018	\$33.92	\$7.70	\$13.60	\$0.00	\$55.22
	12/01/2018	\$34.76	\$7.70	\$13.60	\$0.00	\$56.06
	06/01/2019	\$35.63	\$7.70	\$13.60	\$0.00	\$56.93
	12/01/2019	\$36.49	\$7.70	\$13.60	\$0.00	\$57.79
	06/01/2020	\$37.38	\$7.70	\$13.60	\$0.00	\$58.68
	12/01/2020	\$38.27	\$7.70	\$13.60	\$0.00	\$59.57
	06/01/2021	\$39.19	\$7.70	\$13.60	\$0.00	\$60.49
	12/01/2021	\$40.10	\$7.70	\$13.60	\$0.00	\$61.40
For apprentice rates see "Apprentice- LABORER"						
POWDERMAN & BLASTER <i>LABORERS - ZONE 2</i>	12/01/2017	\$33.83	\$7.70	\$13.60	\$0.00	\$55.13
	06/01/2018	\$34.67	\$7.70	\$13.60	\$0.00	\$55.97
	12/01/2018	\$35.51	\$7.70	\$13.60	\$0.00	\$56.81
	06/01/2019	\$36.38	\$7.70	\$13.60	\$0.00	\$57.68
	12/01/2019	\$37.24	\$7.70	\$13.60	\$0.00	\$58.54
	06/01/2020	\$38.13	\$7.70	\$13.60	\$0.00	\$59.43
	12/01/2020	\$39.02	\$7.70	\$13.60	\$0.00	\$60.32
	06/01/2021	\$39.94	\$7.70	\$13.60	\$0.00	\$61.24
	12/01/2021	\$40.85	\$7.70	\$13.60	\$0.00	\$62.15
For apprentice rates see "Apprentice- LABORER"						
POWER SHOVEL/DERRICK/TRENCHING MACHINE <i>OPERATING ENGINEERS LOCAL 4</i>	12/01/2017	\$46.63	\$10.50	\$15.50	\$0.00	\$72.63
For apprentice rates see "Apprentice- OPERATING ENGINEERS"						
PUMP OPERATOR (CONCRETE) <i>OPERATING ENGINEERS LOCAL 4</i>	12/01/2017	\$46.63	\$10.50	\$15.50	\$0.00	\$72.63
For apprentice rates see "Apprentice- OPERATING ENGINEERS"						
PUMP OPERATOR (DEWATERING, OTHER) <i>OPERATING ENGINEERS LOCAL 4</i>	12/01/2017	\$31.80	\$10.50	\$15.50	\$0.00	\$57.80
For apprentice rates see "Apprentice- OPERATING ENGINEERS"						
READY-MIX CONCRETE DRIVER <i>TEAMSTERS LOCAL 251</i>	05/01/2009	\$25.06	\$7.66	\$6.39	\$0.00	\$39.11
RECLAIMERS <i>OPERATING ENGINEERS LOCAL 4</i>	12/01/2017	\$46.17	\$10.50	\$15.50	\$0.00	\$72.17
For apprentice rates see "Apprentice- OPERATING ENGINEERS"						
RIDE-ON MOTORIZED BUGGY OPERATOR <i>LABORERS - ZONE 2</i>	12/01/2017	\$33.08	\$7.70	\$13.60	\$0.00	\$54.38
	06/01/2018	\$33.92	\$7.70	\$13.60	\$0.00	\$55.22
	12/01/2018	\$34.76	\$7.70	\$13.60	\$0.00	\$56.06
	06/01/2019	\$35.63	\$7.70	\$13.60	\$0.00	\$56.93
	12/01/2019	\$36.49	\$7.70	\$13.60	\$0.00	\$57.79
	06/01/2020	\$37.38	\$7.70	\$13.60	\$0.00	\$58.68
	12/01/2020	\$38.27	\$7.70	\$13.60	\$0.00	\$59.57
	06/01/2021	\$39.19	\$7.70	\$13.60	\$0.00	\$60.49
	12/01/2021	\$40.10	\$7.70	\$13.60	\$0.00	\$61.40
For apprentice rates see "Apprentice- LABORER"						
ROLLER/SPREADER/MULCHING MACHINE <i>OPERATING ENGINEERS LOCAL 4</i>	12/01/2017	\$46.17	\$10.50	\$15.50	\$0.00	\$72.17
For apprentice rates see "Apprentice- OPERATING ENGINEERS"						

Classification	Effective Date	Base Wage	Health	Pension	Supplemental Unemployment	Total Rate
ROOFER (Inc.Roofing Waterproofing &Roofing Damproofing) ROOFERS LOCAL 33	02/01/2018	\$42.36	\$11.35	\$14.80	\$0.00	\$68.51
	08/01/2018	\$43.46	\$11.35	\$14.80	\$0.00	\$69.61
	02/01/2019	\$44.61	\$11.35	\$14.80	\$0.00	\$70.76

Apprentice - ROOFER - Local 33

Effective Date - 02/01/2018

Step	percent	Apprentice Base Wage	Health	Pension	Supplemental Unemployment	Total Rate
1	50	\$21.18	\$11.35	\$3.44	\$0.00	\$35.97
2	60	\$25.42	\$11.35	\$14.80	\$0.00	\$51.57
3	65	\$27.53	\$11.35	\$14.80	\$0.00	\$53.68
4	75	\$31.77	\$11.35	\$14.80	\$0.00	\$57.92
5	85	\$36.01	\$11.35	\$14.80	\$0.00	\$62.16

Effective Date - 08/01/2018

Step	percent	Apprentice Base Wage	Health	Pension	Supplemental Unemployment	Total Rate
1	50	\$21.73	\$11.35	\$3.44	\$0.00	\$36.52
2	60	\$26.08	\$11.35	\$14.80	\$0.00	\$52.23
3	65	\$28.25	\$11.35	\$14.80	\$0.00	\$54.40
4	75	\$32.60	\$11.35	\$14.80	\$0.00	\$58.75
5	85	\$36.94	\$11.35	\$14.80	\$0.00	\$63.09

Notes: ** 1:5, 2:6-10, the 1:10; Reroofing: 1:4, then 1:1
Step 1 is 2000 hrs.; Steps 2-5 are 1000 hrs.
(Hot Pitch Mechanics' receive \$1.00 hr. above ROOFER)

Apprentice to Journeyworker Ratio:**

ROOFER SLATE / TILE / PRECAST CONCRETE ROOFERS LOCAL 33	02/01/2018	\$42.61	\$11.35	\$14.80	\$0.00	\$68.76
	08/01/2018	\$43.71	\$11.35	\$14.80	\$0.00	\$69.86
	02/01/2019	\$44.86	\$11.35	\$14.80	\$0.00	\$71.01

For apprentice rates see "Apprentice- ROOFER"

SHEETMETAL WORKER SHEETMETAL WORKERS LOCAL 17 - B	04/01/2018	\$34.96	\$12.20	\$16.30	\$1.90	\$65.36
	10/01/2018	\$35.46	\$12.20	\$16.30	\$1.90	\$65.86
	04/01/2019	\$35.96	\$12.20	\$16.30	\$1.90	\$66.36

Classification

Effective Date Base Wage Health Pension Supplemental Unemployment Total Rate

Apprentice - SHEET METAL WORKER - Local 17-B

Effective Date - 04/01/2018

Step	percent	Apprentice Base Wage	Health	Pension	Supplemental Unemployment	Total Rate
1	40	\$13.98	\$12.20	\$4.02	\$0.92	\$31.12
2	45	\$15.73	\$12.20	\$4.52	\$0.99	\$33.44
3	50	\$17.48	\$12.20	\$10.48	\$1.23	\$41.39
4	55	\$19.23	\$12.20	\$10.48	\$1.28	\$43.19
5	60	\$20.98	\$12.20	\$13.37	\$1.40	\$47.95
6	65	\$22.72	\$12.20	\$13.61	\$1.46	\$49.99
7	70	\$24.47	\$12.20	\$13.85	\$1.52	\$52.04
8	75	\$26.22	\$12.20	\$14.10	\$1.58	\$54.10
9	80	\$27.97	\$12.20	\$14.34	\$1.64	\$56.15
10	85	\$29.72	\$12.20	\$14.58	\$1.70	\$58.20

Effective Date - 10/01/2018

Step	percent	Apprentice Base Wage	Health	Pension	Supplemental Unemployment	Total Rate
1	40	\$14.18	\$12.20	\$4.02	\$0.93	\$31.33
2	45	\$15.96	\$12.20	\$4.52	\$1.00	\$33.68
3	50	\$17.73	\$12.20	\$10.48	\$1.23	\$41.64
4	55	\$19.50	\$12.20	\$10.48	\$1.29	\$43.47
5	60	\$21.28	\$12.20	\$13.37	\$1.41	\$48.26
6	65	\$23.05	\$12.20	\$13.61	\$1.47	\$50.33
7	70	\$24.82	\$12.20	\$13.85	\$1.53	\$52.40
8	75	\$26.60	\$12.20	\$14.10	\$1.59	\$54.49
9	80	\$28.37	\$12.20	\$14.34	\$1.65	\$56.56
10	85	\$30.14	\$12.20	\$14.58	\$1.71	\$58.63

Notes:

Apprentice to Journeyworker Ratio:1:3

SIGN ERECTOR PAINTERS LOCAL 35 - ZONE 2	06/01/2013	\$25.81	\$7.07	\$7.05	\$0.00	\$39.93
--	------------	---------	--------	--------	--------	---------

Classification

Effective Date Base Wage Health Pension Supplemental Unemployment Total Rate

Apprentice - SIGN ERECTOR - Local 35 Zone 2

Effective Date - 06/01/2013

Step	percent	Apprentice Base Wage	Health	Pension	Supplemental Unemployment	Total Rate
1	50	\$12.91	\$7.07	\$0.00	\$0.00	\$19.98
2	55	\$14.20	\$7.07	\$2.45	\$0.00	\$23.72
3	60	\$15.49	\$7.07	\$2.45	\$0.00	\$25.01
4	65	\$16.78	\$7.07	\$2.45	\$0.00	\$26.30
5	70	\$18.07	\$7.07	\$7.05	\$0.00	\$32.19
6	75	\$19.36	\$7.07	\$7.05	\$0.00	\$33.48
7	80	\$20.65	\$7.07	\$7.05	\$0.00	\$34.77
8	85	\$21.94	\$7.07	\$7.05	\$0.00	\$36.06
9	90	\$23.23	\$7.07	\$7.05	\$0.00	\$37.35

Notes:
Steps are 4 mos.

Apprentice to Journeyworker Ratio:1:1

SPECIALIZED EARTH MOVING EQUIP < 35 TONS <i>TEAMSTERS JOINT COUNCIL NO. 10 ZONE B</i>	12/01/2016	\$32.44	\$10.91	\$10.89	\$0.00	\$54.24
SPECIALIZED EARTH MOVING EQUIP > 35 TONS <i>TEAMSTERS JOINT COUNCIL NO. 10 ZONE B</i>	12/01/2016	\$32.73	\$10.91	\$10.89	\$0.00	\$54.53
SPRINKLER FITTER <i>SPRINKLER FITTERS LOCAL 550 - (Section B) Zone 2</i>	03/01/2018	\$52.00	\$9.12	\$18.15	\$0.00	\$79.27
	10/01/2018	\$53.35	\$9.12	\$18.15	\$0.00	\$80.62
	01/01/2019	\$53.35	\$9.47	\$18.35	\$0.00	\$81.17
	03/01/2019	\$54.70	\$9.47	\$18.35	\$0.00	\$82.52
	10/01/2019	\$56.05	\$9.47	\$18.35	\$0.00	\$83.87
	03/01/2020	\$57.40	\$9.47	\$18.35	\$0.00	\$85.22
	10/01/2020	\$58.75	\$9.47	\$18.35	\$0.00	\$86.57
	03/01/2021	\$60.10	\$9.47	\$18.35	\$0.00	\$87.92

Classification

Effective Date Base Wage Health Pension Supplemental Unemployment Total Rate

Apprentice - SPRINKLER FITTER - Local 550 (Section B) Zone 2

Effective Date - 03/01/2018

Step	percent	Apprentice Base Wage	Health	Pension	Supplemental Unemployment	Total Rate
1	35	\$18.20	\$9.12	\$8.90	\$0.00	\$36.22
2	40	\$20.80	\$9.12	\$8.90	\$0.00	\$38.82
3	45	\$23.40	\$9.12	\$8.90	\$0.00	\$41.42
4	50	\$26.00	\$9.12	\$8.90	\$0.00	\$44.02
5	55	\$28.60	\$9.12	\$8.90	\$0.00	\$46.62
6	60	\$31.20	\$9.12	\$10.40	\$0.00	\$50.72
7	65	\$33.80	\$9.12	\$10.40	\$0.00	\$53.32
8	70	\$36.40	\$9.12	\$10.40	\$0.00	\$55.92
9	75	\$39.00	\$9.12	\$10.40	\$0.00	\$58.52
10	80	\$41.60	\$9.12	\$10.40	\$0.00	\$61.12

Effective Date - 10/01/2018

Step	percent	Apprentice Base Wage	Health	Pension	Supplemental Unemployment	Total Rate
1	35	\$18.67	\$9.12	\$8.90	\$0.00	\$36.69
2	40	\$21.34	\$9.12	\$8.90	\$0.00	\$39.36
3	45	\$24.01	\$9.12	\$8.90	\$0.00	\$42.03
4	50	\$26.68	\$9.12	\$8.90	\$0.00	\$44.70
5	55	\$29.34	\$9.12	\$8.90	\$0.00	\$47.36
6	60	\$32.01	\$9.12	\$10.40	\$0.00	\$51.53
7	65	\$34.68	\$9.12	\$10.40	\$0.00	\$54.20
8	70	\$37.35	\$9.12	\$10.40	\$0.00	\$56.87
9	75	\$40.01	\$9.12	\$10.40	\$0.00	\$59.53
10	80	\$42.68	\$9.12	\$10.40	\$0.00	\$62.20

Notes: Apprentice entered prior 9/30/10:
40/45/50/55/60/65/70/75/80/85
Steps are 850 hours

Apprentice to Journeyworker Ratio:1:3

STEAM BOILER OPERATOR <i>OPERATING ENGINEERS LOCAL 4</i>	12/01/2017	\$46.17	\$10.50	\$15.50	\$0.00	\$72.17
For apprentice rates see "Apprentice- OPERATING ENGINEERS"						
TAMPERS, SELF-PROPELLED OR TRACTOR DRAWN <i>OPERATING ENGINEERS LOCAL 4</i>	12/01/2017	\$46.17	\$10.50	\$15.50	\$0.00	\$72.17
For apprentice rates see "Apprentice- OPERATING ENGINEERS"						
TELECOMMUNICATION TECHNICIAN <i>ELECTRICIANS LOCAL 223</i>	03/01/2018	\$34.27	\$9.40	\$10.46	\$0.00	\$54.13
	09/01/2018	\$34.76	\$9.65	\$10.81	\$0.00	\$55.22
	03/01/2019	\$35.25	\$9.90	\$11.14	\$0.00	\$56.29
	09/01/2019	\$35.78	\$10.15	\$11.45	\$0.00	\$57.38
	03/01/2020	\$36.27	\$10.40	\$11.78	\$0.00	\$58.45

Classification

Effective Date Base Wage Health Pension Supplemental Unemployment Total Rate

Apprentice - TELECOMMUNICATION TECHNICIAN - Local 223

Effective Date - 03/01/2018

Step	percent	Apprentice Base Wage	Health	Pension	Supplemental Unemployment	Total Rate
1	0	\$0.00	\$0.00	\$0.00	\$0.00	\$0.00

Notes: See Electrician Apprentice Wages
 Steps are 750hrs
 Telecom Apprentice Wages shall be the same as the Electrician Apprentice Wages
 Apprentice to Journeyworker Ratio:2:3***

TERRAZZO FINISHERS	02/01/2018	\$51.00	\$10.75	\$20.03	\$0.00	\$81.78
BRICKLAYERS LOCAL 3 - MARBLE & TILE	08/01/2018	\$52.35	\$10.75	\$20.16	\$0.00	\$83.26
	02/01/2019	\$52.99	\$10.75	\$20.16	\$0.00	\$83.90
	08/01/2019	\$54.34	\$10.75	\$20.30	\$0.00	\$85.39
	02/01/2020	\$54.98	\$10.75	\$20.30	\$0.00	\$86.03
	08/01/2020	\$56.33	\$10.75	\$20.45	\$0.00	\$87.53
	02/01/2021	\$56.97	\$10.75	\$20.45	\$0.00	\$88.17
	08/01/2021	\$58.37	\$10.75	\$20.61	\$0.00	\$89.73
	02/01/2022	\$58.96	\$10.75	\$20.61	\$0.00	\$90.32

Apprentice - TERRAZZO FINISHER - Local 3 Marble & Tile

Effective Date - 02/01/2018

Step	percent	Apprentice Base Wage	Health	Pension	Supplemental Unemployment	Total Rate
1	50	\$25.50	\$10.75	\$20.03	\$0.00	\$56.28
2	60	\$30.60	\$10.75	\$20.03	\$0.00	\$61.38
3	70	\$35.70	\$10.75	\$20.03	\$0.00	\$66.48
4	80	\$40.80	\$10.75	\$20.03	\$0.00	\$71.58
5	90	\$45.90	\$10.75	\$20.03	\$0.00	\$76.68

Notes:
 Apprentice to Journeyworker Ratio:1:3

TEST BORING DRILLER	12/01/2017	\$38.85	\$7.70	\$14.95	\$0.00	\$61.50
LABORERS - FOUNDATION AND MARINE	06/01/2018	\$39.80	\$7.70	\$14.95	\$0.00	\$62.45
	12/01/2018	\$40.75	\$7.70	\$14.95	\$0.00	\$63.40
	06/01/2019	\$41.75	\$7.70	\$14.95	\$0.00	\$64.40
	12/01/2019	\$42.75	\$7.70	\$14.95	\$0.00	\$65.40
	06/01/2020	\$43.74	\$7.70	\$14.95	\$0.00	\$66.39
	12/01/2020	\$44.72	\$7.70	\$14.95	\$0.00	\$67.37
	06/01/2021	\$45.74	\$7.70	\$14.95	\$0.00	\$68.39
	12/01/2021	\$46.75	\$7.70	\$14.95	\$0.00	\$69.40

For apprentice rates see "Apprentice- LABORER"

Classification	Effective Date	Base Wage	Health	Pension	Supplemental Unemployment	Total Rate
TEST BORING DRILLER HELPER <i>LABORERS - FOUNDATION AND MARINE</i>	12/01/2017	\$37.57	\$7.70	\$14.95	\$0.00	\$60.22
	06/01/2018	\$38.52	\$7.70	\$14.95	\$0.00	\$61.17
	12/01/2018	\$39.47	\$7.70	\$14.95	\$0.00	\$62.12
	06/01/2019	\$40.47	\$7.70	\$14.95	\$0.00	\$63.12
	12/01/2019	\$41.47	\$7.70	\$14.95	\$0.00	\$64.12
	06/01/2020	\$42.46	\$7.70	\$14.95	\$0.00	\$65.11
	12/01/2020	\$43.44	\$7.70	\$14.95	\$0.00	\$66.09
	06/01/2021	\$44.46	\$7.70	\$14.95	\$0.00	\$67.11
	12/01/2021	\$45.47	\$7.70	\$14.95	\$0.00	\$68.12
For apprentice rates see "Apprentice- LABORER"						
TEST BORING LABORER <i>LABORERS - FOUNDATION AND MARINE</i>	12/01/2017	\$37.45	\$7.70	\$14.95	\$0.00	\$60.10
	06/01/2018	\$38.40	\$7.70	\$14.95	\$0.00	\$61.05
	12/01/2018	\$39.35	\$7.70	\$14.95	\$0.00	\$62.00
	06/01/2019	\$40.35	\$7.70	\$14.95	\$0.00	\$63.00
	12/01/2019	\$41.35	\$7.70	\$14.95	\$0.00	\$64.00
	06/01/2020	\$42.34	\$7.70	\$14.95	\$0.00	\$64.99
	12/01/2020	\$43.32	\$7.70	\$14.95	\$0.00	\$65.97
	06/01/2021	\$44.34	\$7.70	\$14.95	\$0.00	\$66.99
	12/01/2021	\$45.35	\$7.70	\$14.95	\$0.00	\$68.00
For apprentice rates see "Apprentice- LABORER"						
TRACTORS/PORTABLE STEAM GENERATORS <i>OPERATING ENGINEERS LOCAL 4</i>	12/01/2017	\$46.17	\$10.50	\$15.50	\$0.00	\$72.17
For apprentice rates see "Apprentice- OPERATING ENGINEERS"						
TRAILERS FOR EARTH MOVING EQUIPMENT <i>TEAMSTERS JOINT COUNCIL NO. 10 ZONE B</i>	12/01/2016	\$33.02	\$10.91	\$10.89	\$0.00	\$54.82
TUNNEL WORK - COMPRESSED AIR <i>LABORERS (COMPRESSED AIR)</i>	12/01/2017	\$49.73	\$7.70	\$15.35	\$0.00	\$72.78
	06/01/2018	\$50.68	\$7.70	\$15.35	\$0.00	\$73.73
	12/01/2018	\$51.63	\$7.70	\$15.35	\$0.00	\$74.68
	06/01/2019	\$52.63	\$7.70	\$15.35	\$0.00	\$75.68
	12/01/2019	\$53.63	\$7.70	\$15.35	\$0.00	\$76.68
	06/01/2020	\$54.62	\$7.70	\$15.35	\$0.00	\$77.67
	12/01/2020	\$55.60	\$7.70	\$15.35	\$0.00	\$78.65
	06/01/2021	\$56.62	\$7.70	\$15.35	\$0.00	\$79.67
	12/01/2021	\$57.63	\$7.70	\$15.35	\$0.00	\$80.68
For apprentice rates see "Apprentice- LABORER"						
TUNNEL WORK - COMPRESSED AIR (HAZ. WASTE) <i>LABORERS (COMPRESSED AIR)</i>	12/01/2017	\$51.73	\$7.70	\$15.35	\$0.00	\$74.78
	06/01/2018	\$52.68	\$7.70	\$15.35	\$0.00	\$75.73
	12/01/2018	\$53.63	\$7.70	\$15.35	\$0.00	\$76.68
	06/01/2019	\$54.63	\$7.70	\$15.35	\$0.00	\$77.68
	12/01/2019	\$55.63	\$7.70	\$15.35	\$0.00	\$78.68
	06/01/2020	\$56.62	\$7.70	\$15.35	\$0.00	\$79.67
	12/01/2020	\$57.60	\$7.70	\$15.35	\$0.00	\$80.65
	06/01/2021	\$58.62	\$7.70	\$15.35	\$0.00	\$81.67
	12/01/2021	\$59.63	\$7.70	\$15.35	\$0.00	\$82.68
For apprentice rates see "Apprentice- LABORER"						

Classification	Effective Date	Base Wage	Health	Pension	Supplemental Unemployment	Total Rate
TUNNEL WORK - FREE AIR LABORERS (FREE AIR TUNNEL)	12/01/2017	\$41.80	\$7.70	\$15.35	\$0.00	\$64.85
	06/01/2018	\$42.75	\$7.70	\$15.35	\$0.00	\$65.80
	12/01/2018	\$43.70	\$7.70	\$15.35	\$0.00	\$66.75
	06/01/2019	\$44.70	\$7.70	\$15.35	\$0.00	\$67.75
	12/01/2019	\$45.70	\$7.70	\$15.35	\$0.00	\$68.75
	06/01/2020	\$46.69	\$7.70	\$15.35	\$0.00	\$69.74
	12/01/2020	\$47.67	\$7.70	\$15.35	\$0.00	\$70.72
	06/01/2021	\$48.69	\$7.70	\$15.35	\$0.00	\$71.74
	12/01/2021	\$49.70	\$7.70	\$15.35	\$0.00	\$72.75
For apprentice rates see "Apprentice- LABORER"						
TUNNEL WORK - FREE AIR (HAZ. WASTE) LABORERS (FREE AIR TUNNEL)	12/01/2017	\$43.80	\$7.70	\$15.35	\$0.00	\$66.85
	06/01/2018	\$44.75	\$7.70	\$15.35	\$0.00	\$67.80
	12/01/2018	\$45.70	\$7.70	\$15.35	\$0.00	\$68.75
	06/01/2019	\$46.70	\$7.70	\$15.35	\$0.00	\$69.75
	12/01/2019	\$47.70	\$7.70	\$15.35	\$0.00	\$70.75
	06/01/2020	\$48.69	\$7.70	\$15.35	\$0.00	\$71.74
	12/01/2020	\$49.67	\$7.70	\$15.35	\$0.00	\$72.72
	06/01/2021	\$50.69	\$7.70	\$15.35	\$0.00	\$73.74
	12/01/2021	\$51.70	\$7.70	\$15.35	\$0.00	\$74.75
For apprentice rates see "Apprentice- LABORER"						
VAC-HAUL TEAMSTERS JOINT COUNCIL NO. 10 ZONE B	12/01/2016	\$32.44	\$10.91	\$10.89	\$0.00	\$54.24
WAGON DRILL OPERATOR LABORERS - ZONE 2	12/01/2017	\$33.08	\$7.70	\$13.60	\$0.00	\$54.38
	06/01/2018	\$33.92	\$7.70	\$13.60	\$0.00	\$55.22
	12/01/2018	\$34.76	\$7.70	\$13.60	\$0.00	\$56.06
	06/01/2019	\$35.63	\$7.70	\$13.60	\$0.00	\$56.93
	12/01/2019	\$36.49	\$7.70	\$13.60	\$0.00	\$57.79
	06/01/2020	\$37.38	\$7.70	\$13.60	\$0.00	\$58.68
	12/01/2020	\$38.27	\$7.70	\$13.60	\$0.00	\$59.57
	06/01/2021	\$39.19	\$7.70	\$13.60	\$0.00	\$60.49
	12/01/2021	\$40.10	\$7.70	\$13.60	\$0.00	\$61.40
For apprentice rates see "Apprentice- LABORER"						
WASTE WATER PUMP OPERATOR OPERATING ENGINEERS LOCAL 4	12/01/2017	\$46.63	\$10.50	\$15.50	\$0.00	\$72.63
For apprentice rates see "Apprentice- OPERATING ENGINEERS"						
WATER METER INSTALLER PLUMBERS & PIPEFITTERS LOCAL 51	09/01/2017	\$40.69	\$10.00	\$17.60	\$0.00	\$68.29
	09/01/2018	\$42.69	\$10.00	\$17.60	\$0.00	\$70.29
For apprentice rates see "Apprentice- PLUMBER/PIPEFITTER" or "PLUMBER/GASFITTER"						
Outside Electrical - East						
CABLE TECHNICIAN (Power Zone) OUTSIDE ELECTRICAL WORKERS - EAST LOCAL 104	09/03/2017	\$27.14	\$7.75	\$1.81	\$0.00	\$36.70
For apprentice rates see "Apprentice- LINEMAN"						
CABLEMAN (Underground Ducts & Cables) OUTSIDE ELECTRICAL WORKERS - EAST LOCAL 104	09/03/2017	\$38.45	\$7.75	\$9.53	\$0.00	\$55.73
For apprentice rates see "Apprentice- LINEMAN"						
DRIVER / GROUNDMAN CDL OUTSIDE ELECTRICAL WORKERS - EAST LOCAL 104	09/03/2017	\$31.66	\$7.75	\$9.44	\$0.00	\$48.85
For apprentice rates see "Apprentice- LINEMAN"						

Classification	Effective Date	Base Wage	Health	Pension	Supplemental Unemployment	Total Rate
DRIVER / GROUNDMAN -Inexperienced (<2000 Hrs) <i>OUTSIDE ELECTRICAL WORKERS - EAST LOCAL 104</i>	09/03/2017	\$24.88	\$7.75	\$1.75	\$0.00	\$34.38
For apprentice rates see "Apprentice- LINEMAN"						
EQUIPMENT OPERATOR (Class A CDL) <i>OUTSIDE ELECTRICAL WORKERS - EAST LOCAL 104</i>	09/03/2017	\$38.45	\$7.75	\$13.61	\$0.00	\$59.81
For apprentice rates see "Apprentice- LINEMAN"						
EQUIPMENT OPERATOR (Class B CDL) <i>OUTSIDE ELECTRICAL WORKERS - EAST LOCAL 104</i>	09/03/2017	\$33.92	\$7.75	\$10.21	\$0.00	\$51.88
For apprentice rates see "Apprentice- LINEMAN"						
GROUNDMAN <i>OUTSIDE ELECTRICAL WORKERS - EAST LOCAL 104</i>	09/03/2017	\$24.88	\$7.75	\$1.75	\$0.00	\$34.38
For apprentice rates see "Apprentice- LINEMAN"						
GROUNDMAN -Inexperienced (<2000 Hrs.) <i>OUTSIDE ELECTRICAL WORKERS - EAST LOCAL 104</i>	09/03/2017	\$20.35	\$7.75	\$1.61	\$0.00	\$29.71
For apprentice rates see "Apprentice- LINEMAN"						
JOURNEYMAN LINEMAN <i>OUTSIDE ELECTRICAL WORKERS - EAST LOCAL 104</i>	09/03/2017	\$45.23	\$7.75	\$16.61	\$0.00	\$69.59

Apprentice - LINEMAN (Outside Electrical) - East Local 104

Effective Date - 09/03/2017

Step	percent	Apprentice Base Wage	Health	Pension	Supplemental Unemployment	Total Rate
1	60	\$27.14	\$7.75	\$3.31	\$0.00	\$38.20
2	65	\$29.40	\$7.75	\$3.38	\$0.00	\$40.53
3	70	\$31.66	\$7.75	\$3.45	\$0.00	\$42.86
4	75	\$33.92	\$7.75	\$5.02	\$0.00	\$46.69
5	80	\$36.18	\$7.75	\$5.09	\$0.00	\$49.02
6	85	\$38.45	\$7.75	\$5.15	\$0.00	\$51.35
7	90	\$40.71	\$7.75	\$7.22	\$0.00	\$55.68

Notes:

Apprentice to Journeyworker Ratio:1:2

TELEDATA CABLE SPLICER <i>OUTSIDE ELECTRICAL WORKERS - EAST LOCAL 104</i>	02/05/2018	\$29.98	\$4.70	\$3.15	\$0.00	\$37.83
	02/04/2019	\$30.73	\$4.70	\$3.17	\$0.00	\$38.60
TELEDATA LINEMAN/EQUIPMENT OPERATOR <i>OUTSIDE ELECTRICAL WORKERS - EAST LOCAL 104</i>	05/05/2018	\$28.22	\$4.70	\$3.10	\$0.00	\$36.02
	02/04/2019	\$28.93	\$4.70	\$3.14	\$0.00	\$36.77
TELEDATA WIREMAN/INSTALLER/TECHNICIAN <i>OUTSIDE ELECTRICAL WORKERS - EAST LOCAL 104</i>	02/05/2018	\$28.22	\$4.70	\$3.10	\$0.00	\$36.02
	02/04/2019	\$28.93	\$4.70	\$3.14	\$0.00	\$36.77
TREE TRIMMER <i>OUTSIDE ELECTRICAL WORKERS - EAST LOCAL 104</i>	01/31/2016	\$18.51	\$3.55	\$0.00	\$0.00	\$22.06

This classification applies only to tree work done: (a) for a utility company, R.E.A. cooperative, or railroad or coal mining company, and (b) for the purpose of operating, maintaining, or repairing the utility company's equipment, and (c) by a person who is using hand or mechanical cutting methods and is not on the ground. This classification does not apply to wholesale tree removal.

TREE TRIMMER GROUNDMAN <i>OUTSIDE ELECTRICAL WORKERS - EAST LOCAL 104</i>	01/31/2016	\$16.32	\$3.55	\$0.00	\$0.00	\$19.87
--	------------	---------	--------	--------	--------	---------

This classification applies only to tree work done: (a) for a utility company, R.E.A. cooperative, or railroad or coal mining company, and (b) for the purpose of operating, maintaining, or repairing the utility company's equipment, and (c) by a person who is using hand or mechanical cutting methods and is on the ground. This classification does not apply to wholesale tree removal.

Rental of Equipment - East

Classification	Effective Date	Base Wage	Health	Pension	Supplemental Unemployment	Total Rate
(2 AXLE) DRIVER - EQUIPMENT <i>TEAMSTERS JOINT COUNCIL NO. 10 ZONE B</i>	12/01/2016	\$32.15	\$10.91	\$0.00	\$0.00	\$43.06
(3 AXLE) DRIVER - EQUIPMENT <i>TEAMSTERS JOINT COUNCIL NO. 10 ZONE B</i>	12/01/2016	\$32.22	\$10.91	\$0.00	\$0.00	\$43.13
(4 & 5 AXLE) DRIVER - EQUIPMENT <i>TEAMSTERS JOINT COUNCIL NO. 10 ZONE B</i>	12/01/2016	\$32.34	\$10.91	\$0.00	\$0.00	\$43.25
ADS/SUBMERSIBLE PILOT <i>PILE DRIVER LOCAL 56 (ZONE 2)</i>	08/01/2017	\$92.97	\$9.90	\$0.00	\$0.00	\$102.87
	08/01/2018	\$97.80	\$9.90	\$0.00	\$0.00	\$107.70
	08/01/2019	\$102.78	\$9.90	\$0.00	\$0.00	\$112.68
For apprentice rates see "Apprentice- PILE DRIVER"						
ASPHALT/CONCRETE/CRUSHER PLANT-ON SITE <i>OPERATING ENGINEERS LOCAL 4</i>	12/01/2017	\$46.63	\$10.50	\$0.00	\$0.00	\$57.13
For apprentice rates see "Apprentice- OPERATING ENGINEERS"						
BACKHOE/FRONT-END LOADER <i>OPERATING ENGINEERS LOCAL 4</i>	12/01/2017	\$46.63	\$10.50	\$0.00	\$0.00	\$57.13
For apprentice rates see "Apprentice- OPERATING ENGINEERS"						
BULLDOZER/GRADER/SCRAPER <i>OPERATING ENGINEERS LOCAL 4</i>	12/01/2017	\$46.17	\$10.50	\$0.00	\$0.00	\$56.67
For apprentice rates see "Apprentice- OPERATING ENGINEERS"						
CLAM SHELLS/SLURRY BUCKETS/HEADING MACHINES <i>OPERATING ENGINEERS LOCAL 4</i>	12/01/2017	\$47.63	\$10.50	\$0.00	\$0.00	\$58.13
For apprentice rates see "Apprentice- OPERATING ENGINEERS"						
COMPRESSOR OPERATOR <i>OPERATING ENGINEERS LOCAL 4</i>	12/01/2017	\$31.80	\$10.50	\$0.00	\$0.00	\$42.30
For apprentice rates see "Apprentice- OPERATING ENGINEERS"						
DIVER <i>PILE DRIVER LOCAL 56 (ZONE 2)</i>	08/01/2017	\$61.98	\$9.90	\$0.00	\$0.00	\$71.88
	08/01/2018	\$65.20	\$9.90	\$0.00	\$0.00	\$75.10
	08/01/2019	\$68.52	\$9.90	\$0.00	\$0.00	\$78.42
For apprentice rates see "Apprentice- PILE DRIVER"						
DIVER TENDER <i>PILE DRIVER LOCAL 56 (ZONE 2)</i>	08/01/2017	\$44.27	\$9.90	\$0.00	\$0.00	\$54.17
	08/01/2018	\$46.57	\$9.90	\$0.00	\$0.00	\$56.47
	08/01/2019	\$48.94	\$9.90	\$0.00	\$0.00	\$58.84
For apprentice rates see "Apprentice- PILE DRIVER"						
DIVER TENDER (EFFLUENT) <i>PILE DRIVER LOCAL 56 (ZONE 2)</i>	08/01/2017	\$66.41	\$9.90	\$0.00	\$0.00	\$76.31
	08/01/2018	\$69.86	\$9.90	\$0.00	\$0.00	\$79.76
	08/01/2019	\$73.41	\$9.90	\$0.00	\$0.00	\$83.31
For apprentice rates see "Apprentice- PILE DRIVER"						
DIVER/SLURRY (EFFLUENT) <i>PILE DRIVER LOCAL 56 (ZONE 2)</i>	08/01/2017	\$92.97	\$9.90	\$0.00	\$0.00	\$102.87
	08/01/2018	\$97.80	\$9.90	\$0.00	\$0.00	\$107.70
	08/01/2019	\$102.78	\$9.90	\$0.00	\$0.00	\$112.68
For apprentice rates see "Apprentice- PILE DRIVER"						

Classification	Effective Date	Base Wage	Health	Pension	Supplemental Unemployment	Total Rate
FLAGGER & SIGNALER LABORERS - ZONE 2	12/01/2017	\$21.50	\$7.70	\$0.00	\$0.00	\$29.20
	06/01/2018	\$21.50	\$7.70	\$0.00	\$0.00	\$29.20
	12/01/2018	\$22.50	\$7.70	\$0.00	\$0.00	\$30.20
	06/01/2019	\$22.50	\$7.70	\$0.00	\$0.00	\$30.20
	12/01/2019	\$23.50	\$7.70	\$0.00	\$0.00	\$31.20
	06/01/2020	\$23.50	\$7.70	\$0.00	\$0.00	\$31.20
	12/01/2020	\$24.50	\$7.70	\$0.00	\$0.00	\$32.20
	06/01/2021	\$24.50	\$7.70	\$0.00	\$0.00	\$32.20
	12/01/2021	\$24.50	\$7.70	\$0.00	\$0.00	\$32.20
For apprentice rates see "Apprentice- LABORER"						
FORK LIFT/CHERRY PICKER OPERATING ENGINEERS LOCAL 4	12/01/2017	\$46.63	\$10.50	\$0.00	\$0.00	\$57.13
For apprentice rates see "Apprentice- OPERATING ENGINEERS"						
GENERATOR/LIGHTING PLANT/HEATERS OPERATING ENGINEERS LOCAL 4	12/01/2017	\$31.80	\$10.50	\$0.00	\$0.00	\$42.30
For apprentice rates see "Apprentice- OPERATING ENGINEERS"						
HOISTING ENGINEER/CRANES/GRADALLS OPERATING ENGINEERS LOCAL 4	12/01/2017	\$46.63	\$10.50	\$0.00	\$0.00	\$57.13

Apprentice - OPERATING ENGINEERS - Local 4

Effective Date - 12/01/2017

Step	percent	Apprentice Base Wage	Health	Pension	Supplemental Unemployment	Total Rate
1	55	\$25.65	\$10.50	\$0.00	\$0.00	\$36.15
2	60	\$27.98	\$10.50	\$0.00	\$0.00	\$38.48
3	65	\$30.31	\$10.50	\$0.00	\$0.00	\$40.81
4	70	\$32.64	\$10.50	\$0.00	\$0.00	\$43.14
5	75	\$34.97	\$10.50	\$0.00	\$0.00	\$45.47
6	80	\$37.30	\$10.50	\$0.00	\$0.00	\$47.80
7	85	\$39.64	\$10.50	\$0.00	\$0.00	\$50.14
8	90	\$41.97	\$10.50	\$0.00	\$0.00	\$52.47

Notes:

Apprentice to Journeyworker Ratio:1:6

LABORER LABORERS - ZONE 2	12/01/2017	\$32.83	\$7.70	\$0.00	\$0.00	\$40.53
	06/01/2018	\$33.67	\$7.70	\$0.00	\$0.00	\$41.37
	12/01/2018	\$34.51	\$7.70	\$0.00	\$0.00	\$42.21
	06/01/2019	\$35.38	\$7.70	\$0.00	\$0.00	\$43.08
	12/01/2019	\$36.24	\$7.70	\$0.00	\$0.00	\$43.94
	06/01/2020	\$37.13	\$7.70	\$0.00	\$0.00	\$44.83
	12/01/2020	\$38.02	\$7.70	\$0.00	\$0.00	\$45.72
	06/01/2021	\$38.94	\$7.70	\$0.00	\$0.00	\$46.64
	12/01/2021	\$39.85	\$7.70	\$0.00	\$0.00	\$47.55

Classification	Effective Date	Base Wage	Health	Pension	Supplemental Unemployment	Total Rate
-----------------------	-----------------------	------------------	---------------	----------------	----------------------------------	-------------------

Apprentice - LABORER - Zone 2

Effective Date - 12/01/2017

Step	percent	Apprentice Base Wage	Health	Pension	Supplemental Unemployment	Total Rate
1	60	\$19.70	\$7.70	\$0.00	\$0.00	\$27.40
2	70	\$22.98	\$7.70	\$0.00	\$0.00	\$30.68
3	80	\$26.26	\$7.70	\$0.00	\$0.00	\$33.96
4	90	\$29.55	\$7.70	\$0.00	\$0.00	\$37.25

Effective Date - 06/01/2018

Step	percent	Apprentice Base Wage	Health	Pension	Supplemental Unemployment	Total Rate
1	60	\$20.20	\$7.70	\$0.00	\$0.00	\$27.90
2	70	\$23.57	\$7.70	\$0.00	\$0.00	\$31.27
3	80	\$26.94	\$7.70	\$0.00	\$0.00	\$34.64
4	90	\$30.30	\$7.70	\$0.00	\$0.00	\$38.00

Notes:

Apprentice to Journeyworker Ratio:1:5

OILER (OTHER THAN TRUCK CRANES, GRADALLS) <i>OPERATING ENGINEERS LOCAL 4</i>	12/01/2017	\$23.24	\$10.50	\$0.00	\$0.00	\$33.74
For apprentice rates see "Apprentice- OPERATING ENGINEERS"						
OILER (TRUCK CRANES, GRADALLS) <i>OPERATING ENGINEERS LOCAL 4</i>	12/01/2017	\$27.40	\$10.50	\$0.00	\$0.00	\$37.90
For apprentice rates see "Apprentice- OPERATING ENGINEERS"						
OTHER POWER DRIVEN EQUIPMENT - CLASS II <i>OPERATING ENGINEERS LOCAL 4</i>	12/01/2017	\$46.17	\$10.50	\$0.00	\$0.00	\$56.67
For apprentice rates see "Apprentice- OPERATING ENGINEERS"						
PANEL & PICKUP TRUCKS DRIVER <i>TEAMSTERS JOINT COUNCIL NO. 10 ZONE B</i>	12/01/2012	\$30.28	\$9.07	\$0.00	\$0.00	\$39.35
POWER SHOVEL/DERRICK/TRENCHING MACHINE <i>OPERATING ENGINEERS LOCAL 4</i>	12/01/2017	\$46.63	\$10.50	\$0.00	\$0.00	\$57.13
For apprentice rates see "Apprentice- OPERATING ENGINEERS"						
PUMP OPERATOR (CONCRETE) <i>OPERATING ENGINEERS LOCAL 4</i>	12/01/2017	\$46.63	\$10.50	\$0.00	\$0.00	\$57.13
For apprentice rates see "Apprentice- OPERATING ENGINEERS"						
PUMP OPERATOR (DEWATERING, OTHER) <i>OPERATING ENGINEERS LOCAL 4</i>	12/01/2017	\$31.80	\$10.50	\$0.00	\$0.00	\$42.30
For apprentice rates see "Apprentice- OPERATING ENGINEERS"						
ROLLER/SPREADER/MULCHING MACHINE <i>OPERATING ENGINEERS LOCAL 4</i>	12/01/2017	\$46.17	\$10.50	\$0.00	\$0.00	\$56.67
For apprentice rates see "Apprentice- OPERATING ENGINEERS"						
SPECIALIZED EARTH MOVING EQUIP < 35 TONS <i>TEAMSTERS JOINT COUNCIL NO. 10 ZONE B</i>	12/01/2016	\$32.44	\$10.91	\$0.00	\$0.00	\$43.35
SPECIALIZED EARTH MOVING EQUIP > 35 TONS <i>TEAMSTERS JOINT COUNCIL NO. 10 ZONE B</i>	12/01/2016	\$32.73	\$10.91	\$0.00	\$0.00	\$43.64
TRACTORS/PORTABLE STEAM GENERATORS <i>OPERATING ENGINEERS LOCAL 4</i>	12/01/2017	\$46.17	\$10.50	\$0.00	\$0.00	\$56.67
For apprentice rates see "Apprentice- OPERATING ENGINEERS"						

Classification	Effective Date	Base Wage	Health	Pension	Supplemental Unemployment	Total Rate
TRAILERS FOR EARTH MOVING EQUIPMENT <i>TEAMSTERS JOINT COUNCIL NO. 10 ZONE B</i>	12/01/2016	\$33.02	\$10.91	\$0.00	\$0.00	\$43.93
TREE TRIMMER <i>OUTSIDE ELECTRICAL WORKERS - EAST LOCAL 104</i>	01/31/2016	\$18.51	\$3.55	\$0.00	\$0.00	\$22.06
This classification applies only to tree work done: (a) for a utility company, R.E.A. cooperative, or railroad or coal mining company, and (b) for the purpose of operating, maintaining, or repairing the utility company's equipment, and (c) by a person who is using hand or mechanical cutting methods and is not on the ground. This classification does not apply to wholesale tree removal.						
TREE TRIMMER GROUNDMAN <i>OUTSIDE ELECTRICAL WORKERS - EAST LOCAL 104</i>	01/31/2016	\$16.32	\$3.55	\$0.00	\$0.00	\$19.87
This classification applies only to tree work done: (a) for a utility company, R.E.A. cooperative, or railroad or coal mining company, and (b) for the purpose of operating, maintaining, or repairing the utility company's equipment, and (c) by a person who is using hand or mechanical cutting methods and is on the ground. This classification does not apply to wholesale tree removal.						
VAC-HAUL/CATCH BASIN CLEANING <i>TEAMSTERS JOINT COUNCIL NO. 10 ZONE B</i>	12/01/2016	\$32.44	\$10.91	\$0.00	\$0.00	\$43.35

Additional Apprentice Information:

Minimum wage rates for apprentices employed on public works projects are listed above as a percentage of the pre-determined hourly wage rate established by the Commissioner under the provisions of the M.G.L. c. 149, ss. 26-27D. Apprentice ratios are established by the Division of Apprenticeship Training pursuant to M.G.L. c. 23, ss. 11E-11L.

All apprentices must be registered with the Division of Apprenticeship Training in accordance with M.G.L. c. 23, ss. 11E-11L.

All steps are six months (1000 hours.)

Ratios are expressed in allowable number of apprentices to journeymen or fraction thereof, unless otherwise specified.

** Multiple ratios are listed in the comment field.

*** APP to JM; 1:1, 2:2, 2:3, 3:4, 4:4, 4:5, 4:6, 5:7, 6:7, 6:8, 6:9, 7:10, 8:10, 8:11, 8:12, 9:13, 10:13, 10:14, etc.

**** APP to JM; 1:1, 1:2, 2:3, 2:4, 3:5, 4:6, 4:7, 5:8, 6:9, 6:10, 7:11, 8:12, 8:13, 9:14, 10:15, 10:16, etc.